



Fire Protection



Industry



Mining & Tunneling



Snowmaking



Miscellaneous

www.alvenius.com



Quick Connection Steel Pipe Systems



ALVENIUS[®]





Alvenius[®] - The Company

Alvenius[®] was established in Eskilstuna in 1951. Soon the company started to manufacture steel pipe systems for international mining companies and construction projects around the world.

The southern part of Africa and South America were soon important export markets. During the later part of the sixties Alvenius[®] entered the growing business of snow making and is today well established on the European market.

In the beginning of the nineties the thermoplastic coating was introduced as a cost efficient corrosion protection method. Today Alvenius[®] thermoplastic coated steel pipes are used where stainless steel previously was the only alternative. Some examples are fire mains, desalination, leaching, water & sewage and many other areas where a good corrosion protection is required.

Alvenius[®] belongs to the Boxholm group.

Marketing segments

Alvenius[®] has five defined market segments. Fire Protection, Industry, Mining & Tunneling, Snowmaking, and General. All areas have their own needs and demands.

With that in mind we have used our unique product advantages and created concepts optimised for each application.



Our Vision

The Alvenius® vision is to be a world leader in the manufacturing of quick connection steel pipe systems with low weight and excellent corrosion protection, within selected segments.

On the domestic market Alvenius® shall be a leading supplier of steel pipe systems and a contract manufacturer of low volume products where the combination of logistics, welding technology and corrosion protection are key factors for the customers.

Spirally welded steel pipes

The pipes are spirally welded from certified pressure vessel carbon steel. This makes it possible to reduce the wall thickness of the pipes, whilst still maintaining excellent performance in terms of rated working pressure. The result is a low weight pipe for high pressures up to 80 bar (1160 psi).

The welding method is Submerged Arc Welding, SAW. The welded seam is smooth, flat and does usually not exceed 2.5 mm (0.1") in height. Alvenius® spirally welded steel pipes are manufactured in Ø 76–508 mm (3–20"). Wall thickness ranging from 2.0 mm to 8.0 mm (0.08–0.31"). Special dimensions are available on request. Our pipes in diameter O48 and O60 are not spirally welded.

Quality management system

Our dedication to quality in the products and services we supply goes all the way back to the origin of the company. Since 1997 the Quality Management System has been certified according to ISO 9001.

During production of the pipes, the weld is continuously examined with an automated ultra sonic system in addition to regular X-ray and visual inspection. Finally the pipes undergo a hydrostatic test at 1.5 times their rated working pressure.

All personnel performing welding operations have a relevant level of competence, verified on a yearly basis. The Quality Management System is subject to an external audit twice yearly.

The Alvenius® standard product range is approved according to PED 97/23/EC, the Pressure Equipment Directive. This means that Lloyds Register has examined and scrutinized our design, drawings, choice of material and calculations.

The manufacturing process has been studied and examined in terms of methods and competence of the staff.

Environmental management system

Alvenius® has an Environmental Management System according to EN-ISO 14001 certified by Lloyds Register since 2000. The Environment Management System undergoes an external audit twice yearly.

Two pipe systems

K 10. Alvenius® system K10 is a shouldered system based on the metric standard, Ø 48–254 mm (2–10"). Designed for pressures up to 40 bar (580 psi).

VICTAULIC. Alvenius® system Victaulic is a grooved system based on the ISO standard, Ø 60–508 mm (2.5–20"). Standard design for pressures up to 80 bar (1160 psi). The pipes are available either roll grooved or equipped with cut grooved machined rings welded to the pipe ends.

Complete system

Alvenius® offers complete pipe systems with a comprehensive range of fittings such as bends, tees, reducers, flange adaptors, threaded outlets etc. All connected with the same quick coupling concept.

Quick couplings with self-sealing gaskets

The coupling locks into the groove or the shoulder at the pipe ends so that the connected pipe can withstand considerable axial forces. Self-sealing design of the gasket makes the coupling suitable for low as well as high pressures.



Easy assembly

Alvenius® steel pipes are joined by quick couplings.

In four easy steps, it is possible for anyone familiar with a wrench to assemble the Alvenius® pipe system.

It is up to three times faster to install than welding.



An economical and equally good alternative to stainless steel piping

Alvenius® light-weight steel pipe system, inside and outside surface thermoplastic coated, combine the strength of steel and the resistance of thermoplastic to a wide variety of corrosive media.

The pipes are connected using Alvenius® well known quick-couplings or flanges which eliminate expensive welding and makes it possible to quickly exchange single pipe lengths and fittings.

The system is suitable for high-pressure applications up to 80 bar.

Method of coating

The untreated steel surfaces are sand blasted to a coatable finish. The pipes are heated to the temperature for coating. The pipes are coated using fluidised bed or electrostatic coating methods. The thickness of film applied is 20-30 mil/500-700 microns.



The Swedish Corrosion Institute buried in 1990 a number of thermoplastic coated steel tubes for testing corrosion resistance. After 12 years the pipes were inspected and the outcome was very good. The tubes showed no signs of corrosion and thermoplastic coating was completely intact.

The characteristics of thermoplastic

- Extremely good adhesion - no risk of scaling or cracking.
- Elongation at break, 800 %
- Good resistance to chemicals, especially acids and alkalies
- Excellent weather resistant properties
- Safe working temperature continuous in air +150°F/65°C
- Good corrosion protecting characteristics
- Dielectric resistance
- Environmental friendly
- Difficult to ignite building material

Standard and special products

The pipes can be used as process and cooling water pipes, effluent and drainage pipes, high pressure pipes, fire fighting pipes.

Special dimensions and designs available on request.

Range of applications

Alvenius® thermoplastic coated pipe system will be found in various types of industry, where primarily stainless steel has been the traditional material for pipes that are subjected to extreme exposure.

Examples:

- Mining
- Chemical industry
- Kommunal VA
- Food stuffs industry
- Off-shore
- Mineral processing
- Foundation tubes
- Snowmaking
- Fire fighting pipes
- Paper and cellulose industries
- Municipal water industry

100 km Alvenius® thermoplastic coated pipe system at the heap leaching plant at the Bulghah gold mine in Saudi Arabia.



Installation of pipes for water supply to the snow guns. Idrefjäll Sweden.



Alvenius® Thermoplastic Coated pipes are used in the fire protecting system at Ringhals nuclear power plant, Sweden.



The city of Lidingö, Sweden, uses the Alvenius® thermoplastic coated pipe system for distribution of potable water.



Stora Enso, Gruvön, Sweden chose Alvenius® TP-pipes, as industrial sewage pipeline, for the new soda recovery boiler.

Alvenius® Outstanding Pipe Performance

Alvenius® uses Swedish high quality steel in the pipes. This means that we can produce high quality pipes with thinner walls and still deliver high performance pipes.

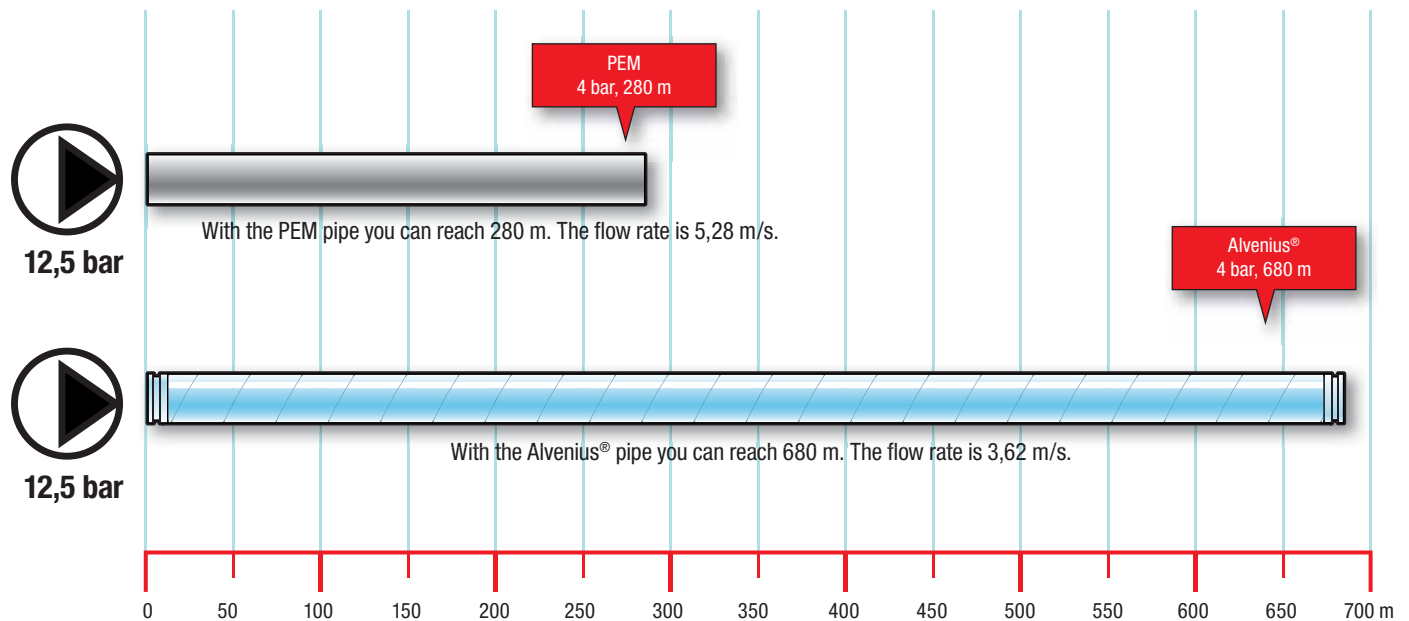
The result is lighter pipes and costsavings in transportation and installation.

Our customers benefit from pipes with a larger inner diameter and extraordinary performance compared to most of the competing pipes in the market.

The large inner diameter paired with a low friction coefficient results in a very low pressure drop.

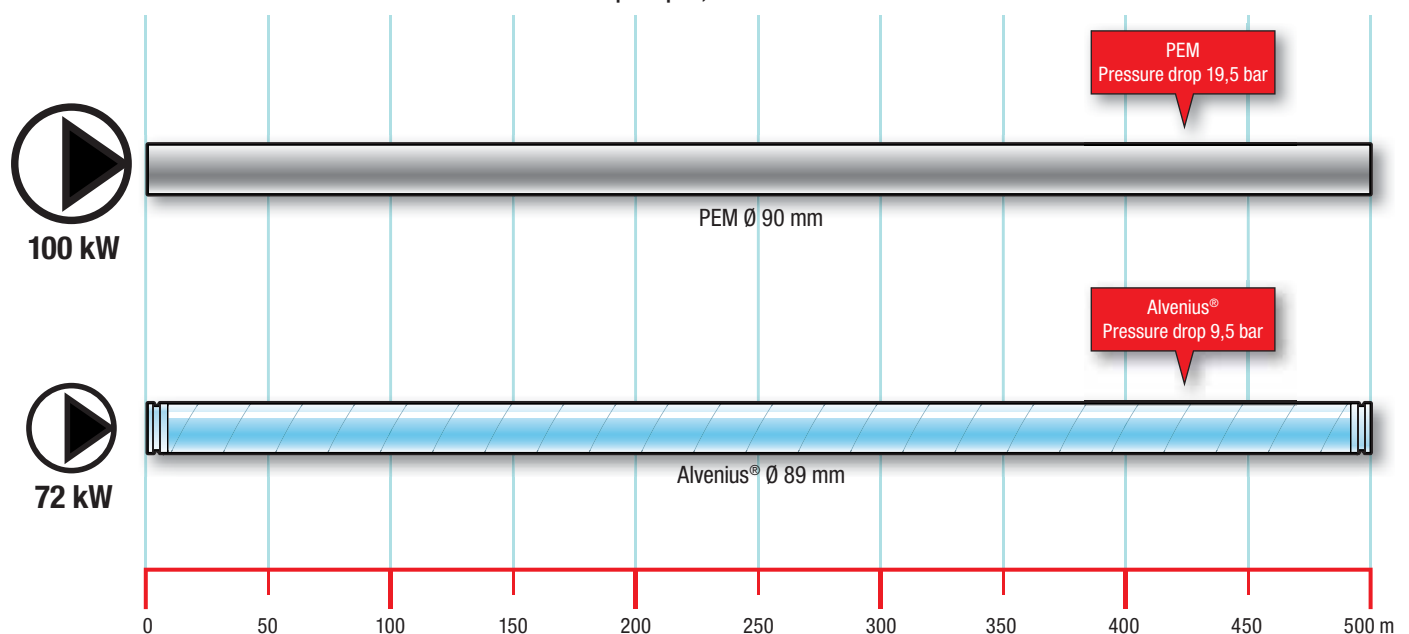
Comparison Pipe Distance

Required end pressure 4 bar. Pump pressure 12,5 bar.



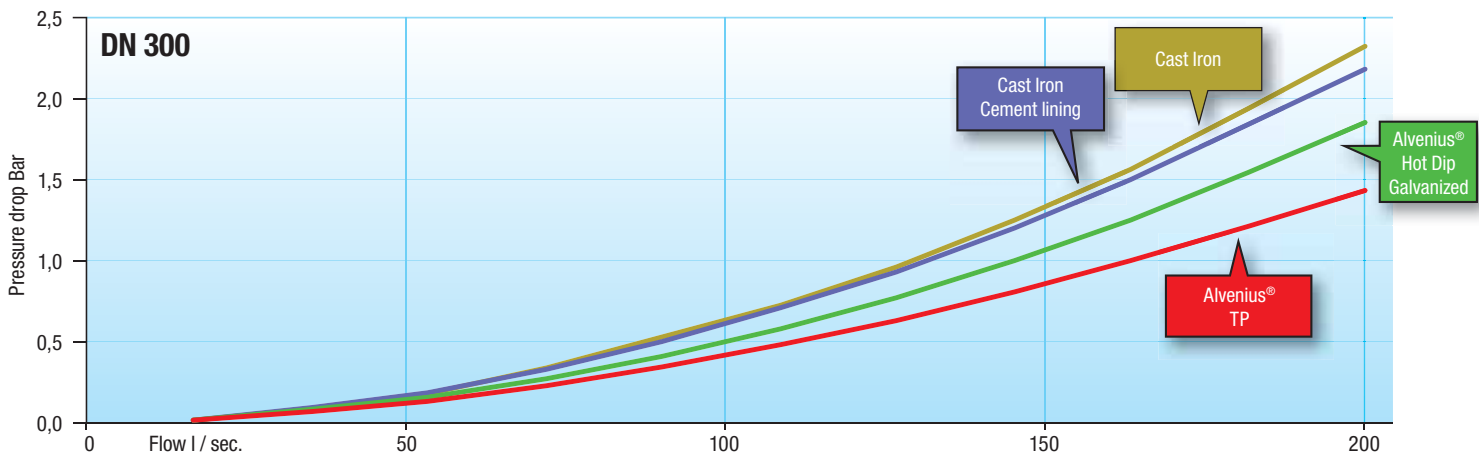
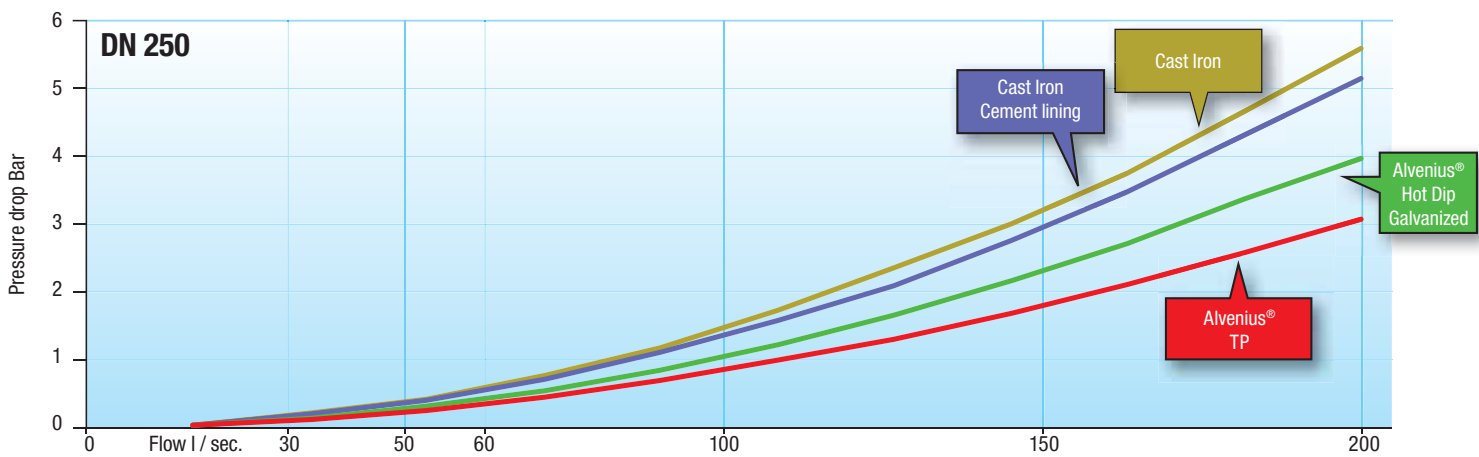
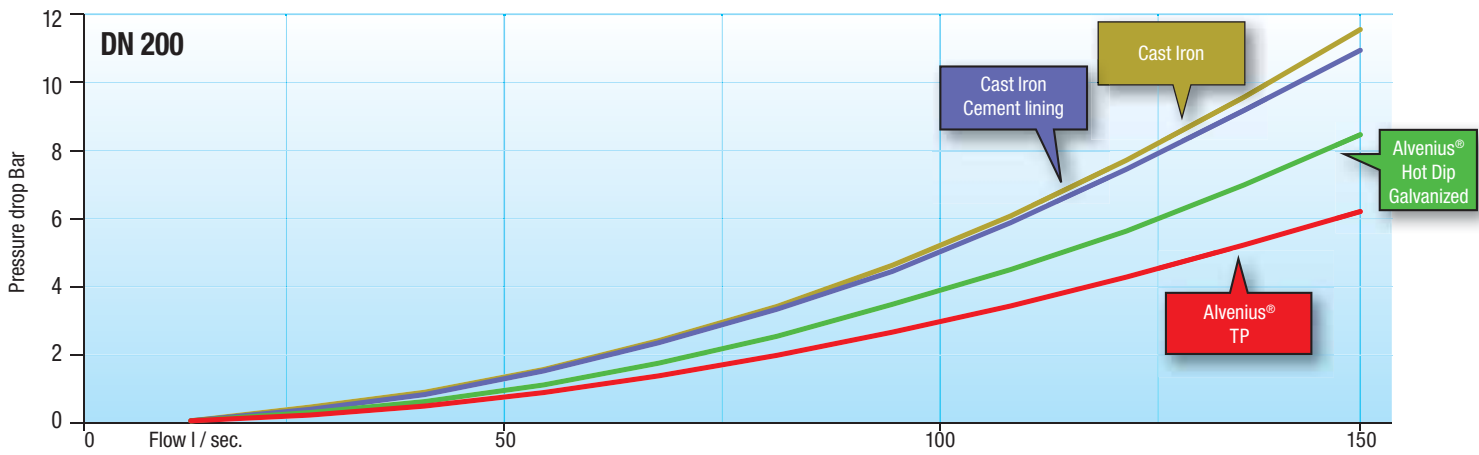
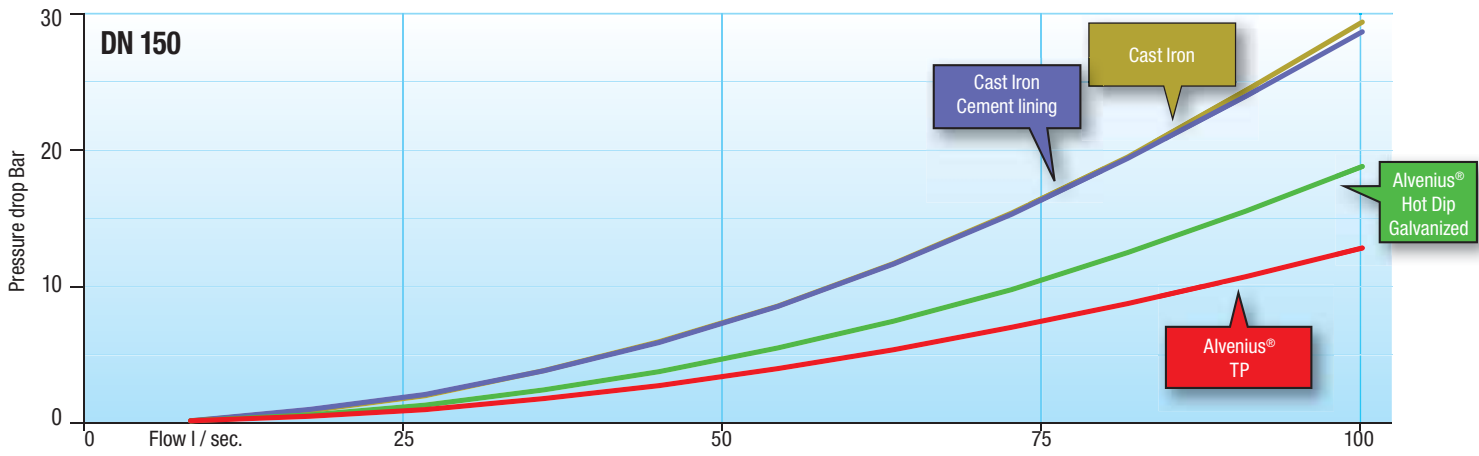
Comparison Pump Size

We need to pump 1,5 m³/min 500 m.



The difference in pressure corresponds to a pump power of 28 kW at 85% efficiency.
At 100% efficiency, the difference is 24 kW

Pressure drop as a function of flow at +2 C pipe length 1000 meters




Save the environment and reduce your transport costs with Alvenius® pipes

The low weight of Alvenius® pipes is one of the advantages when it comes to installation, but it

is also significant when calculating the freight costs and maximum quantity on each trailer.

Comparison number of trailers with Alvenius® pipes and Cast Iron pipes

Maximum load 24000 kg



2 trailers of Alvenius 6" PN80, 3248 m of pipes



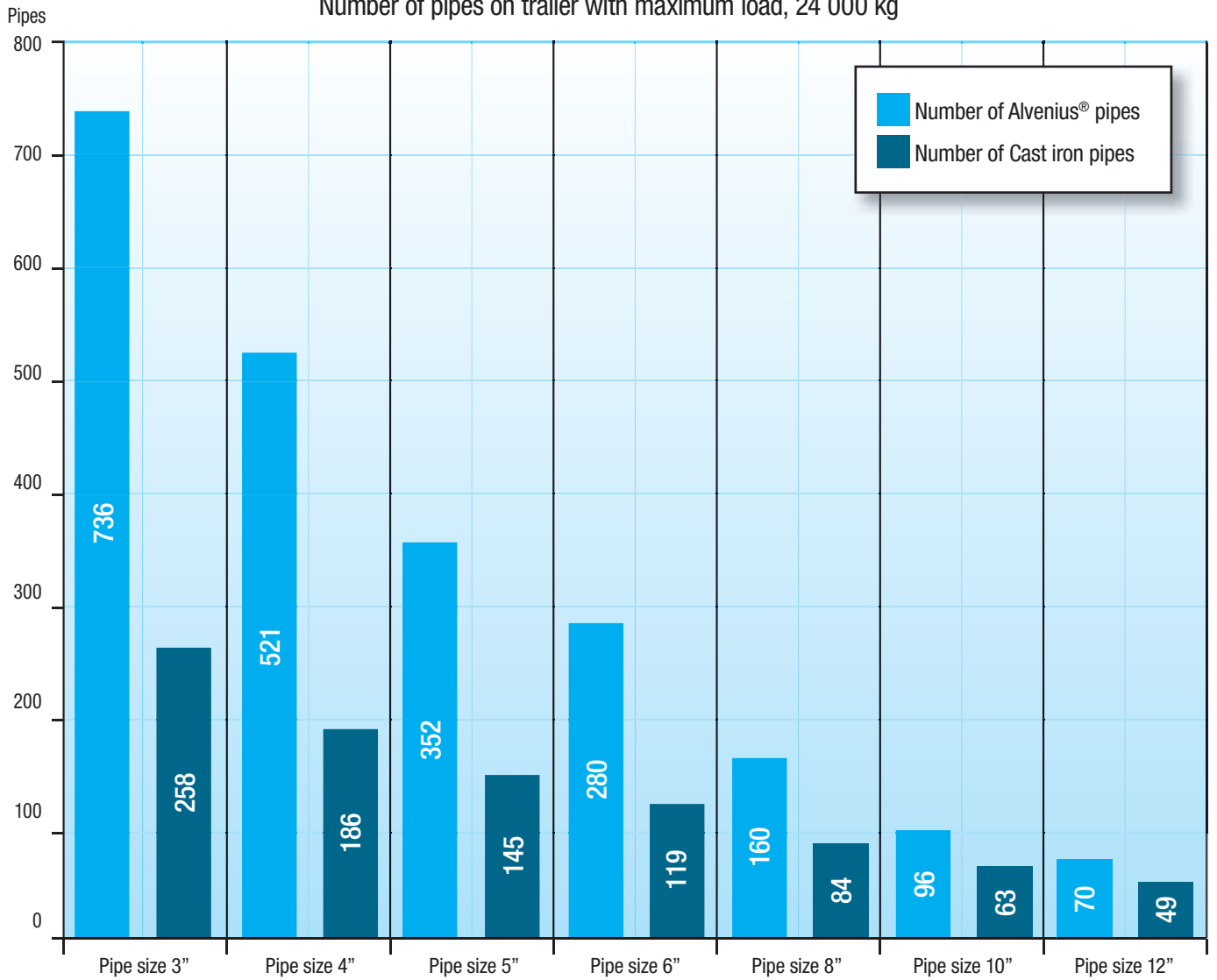
4 trailers of Cast iron pipes 6", 2856 m of pipes

Overall comparison Alvenius® pipes and Cast Iron pipes

Significant difference in inside diameter, weight and number of pipes on each trailer.

Pipe type	Size Inch	Inner DN mm	Outside Ø mm	Inside difference mm	Weight kg/m	Weight kg/pipe	Pipes on Trailer Max 24000 kg	Total weight
Alvenius	3"	84,5	88,9	5,1	4,8	28	736 pipes	21344 kg
Cast iron	3"	79,4	98,0		15,5	93	258 pipes	23994 kg
Alvenius	4"	108,9	114,3	12,3	7,8	45	521 pipes	23996 kg
Cast iron	4"	96,6	118,0		21,5	129	186 pipes	23994 kg
Alvenius	5"	133,1	139,7	11,1	11,6	67	352 pipes	23584 kg
Cast iron	5"	122,0	144,0		27,5	165	145 pipes	23925 kg
Alvenius	6"	162,7	168,3	15,3	12,1	70	280 pipes	19600 kg
Cast iron	6"	147,4	170,0		33,5	201	119 pipes	23919 kg
Alvenius	8"	211,9	219,1	12,7	20,0	116	160 pipes	18560 kg
Cast iron	8"	199,2	222,0		47,5	285	84 pipes	23940 kg
Alvenius	10"	264,2	273,0	15,2	24,1	140	96 pipes	16896 kg
Cast iron	10"	249,0	274,0		63,0	378	63 pipes	23814 kg
Alvenius	12"	311,6	323,0	11,8	46,0	267	70 pipes	18690 kg
Cast iron	12"	299,8	326,0		80,5	483	49 pipes	23667 kg

Comparison Pipes on Trailer Alvenius® vs Cast Iron
 Number of pipes on trailer with maximum load, 24 000 kg



Short delivery time

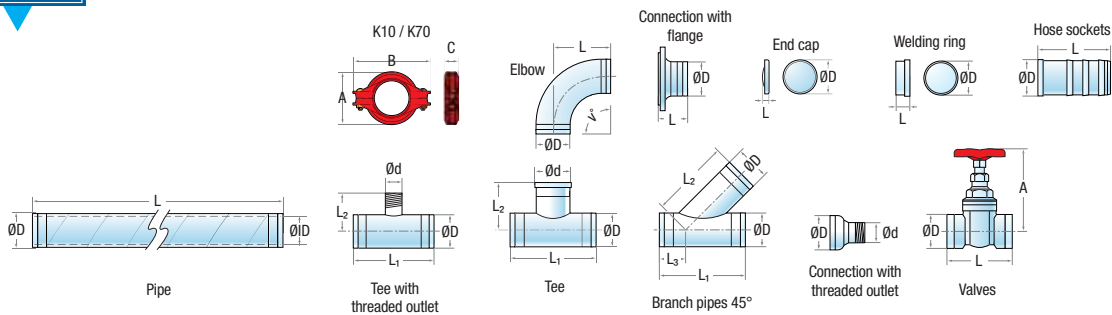
Alvenius® keep a wide range of pipes and fittings in our 60.000 m² stock to enable a short and reliable delivery to our customers.

With more than 50 years experience of shipments all over the world we make sure to deliver in time and at the lowest possible cost.

Alvenius Hot Dip Galvanized and Aluminium

K10 48 – 254 mm



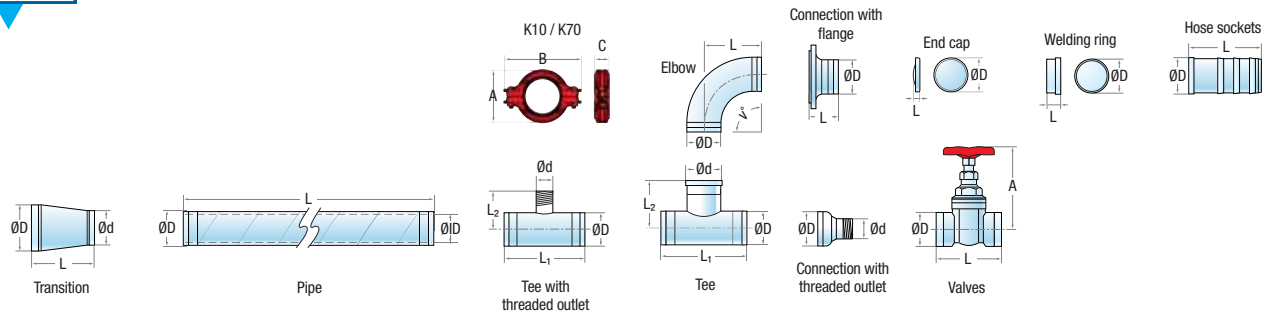


Size Ø 48 mm K10

Product	ØD mm	Thickness mm	L mm	A mm	Pressure Bar*	Flange DN/DIN	Angle ° / Outlet	Material / Surface Treatment	Weight kg	Order nr.	RSK nr.
Pipe	48,3	1,4	200		25			Galv.	0,4	100 032 101	134 70 39
Pipe	48,3	1,4	500		25			Galv.	0,9	100 034 101	134 67 07
Pipe	48,3	1,4	1000		25			Galv.	1,7	100 035 101	134 67 08
Pipe	48,3	1,4	2000		25			Galv.	3,7	100 036 101	134 67 10
Pipe	48,3	1,4	3000		25			Galv.	5,5	100 037 101	134 67 11
Pipe	48,3	1,4	5800		25			Galv.	10,5	100 041 101	134 67 12
Coupling K10 with gasket	48,3			77				Painted	0,6	120 258 109	134 61 29
Coupling K70 with gasket	48,3			77				Painted	0,7	120 900 709	134 61 43
Rubber gasket	48,3							EPDM	0,1	120 264 101	134 61 36
Elbow	48,3		51		25		7,5	Galv.	0,3	110 445 101	134 68 09
Elbow	48,3		53		25		15	Galv.	0,3	110 446 101	134 68 10
Elbow	48,3		58		25		30	Galv.	0,4	110 447 101	134 68 11
Elbow	48,3		67		25		45	Galv.	0,4	110 448 101	134 68 12
Elbow	48,3		100		25		90	Galv.	0,6	110 450 101	134 68 13
Branch pipes 45°	48,3							Galv.	0,8	110 173 101	134 68 63
Tee	48,3				25		48,3	Galv.	0,5	111 696 101	134 68 67
Tee with threaded outlet	48,3						R1"	Galv.	0,5	111 743 101	134 68 83
Tee with threaded outlet	48,3						R2"	Galv.	0,8	111 744 101	134 68 84
Hose sockets	48,3		190				2"	Galv.	0,5	111 279 101	134 69 30
Hose sockets	48,3		142					Galv.	0,4	111 680 101	134 69 31
Hose sockets	48,3		185				1"	Galv.	0,5	111 679 101	134 69 32
Connection with flange	48,3		87			40/2633		Galv.	2,0	111 768 101	134 69 11
Connection with threaded outlet	48,3				25		R1"	Galv.	0,3	110 213 101	134 70 15
Connection with threaded outlet	48,3				25		R2"	Galv.	0,5	110 215 101	134 70 16
End cap	48,3		13		25			Galv.	0,1	110 349 101	134 69 40
Welding ring	48,3	1,8	43					Untreated	0,1	121 898 100	134 63 44
Valves	48,3		110	270				Painted	6,5	130 001 000	134 61 24

MOUNTING GREASE & DENSOTAPE

Product	RSK nr.	Order nr.
Grease, tube, 125 g		300 029 000
Grease, can, 1000 g		300 028 000
Densotape, B=100mm, L=10000mm		800 731 000

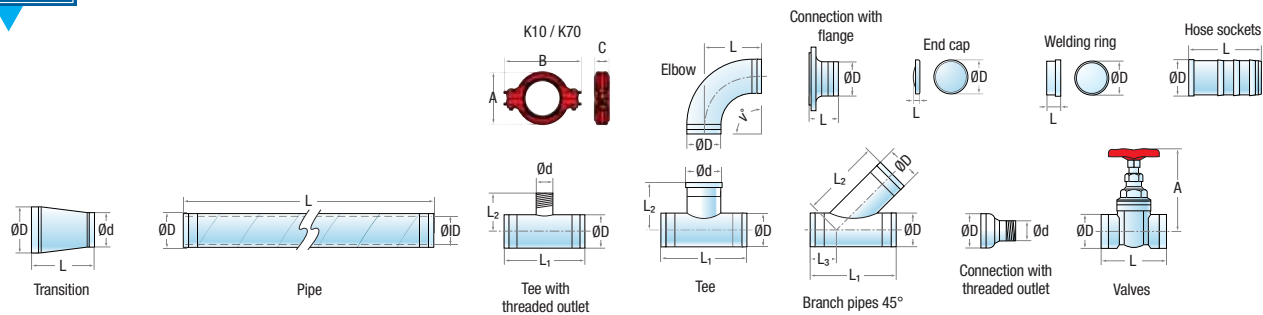


Size Ø 60 mm K10

Product	ØD mm	Thickness mm	L mm	A mm	Pressure Bar*	Flange DN/DIN	Angle ° / Outlet	Material / Surface Treatment	Weight kg	Order nr.	RSK nr.
Pipe	60,3	1,8	200		25			Galv.	0,6	101 122 101	134 67 48
Pipe	60,3	1,8	500		25			Galv.	1,4	101 124 101	134 67 13
Pipe	60,3	1,8	1000		50			Galv.	3,0	101 125 801	134 67 51
Pipe	60,3	1,8	2000		25			Galv.	5,7	101 126 101	134 67 15
Pipe	60,3	1,8	3000		25			Galv.	8,5	101 127 101	134 67 16
Pipe	60,3	1,8	5800		25			Galv.	16,4	101 131 101	134 67 18
Coupling K10 with gasket	60,3			89				Painted	0,7	120 267 109	134 61 30
Coupling K70 with gasket	60,3			89				Painted	0,8	120 901 709	134 61 44
Rubber gasket	60,3							EPDM	0,1	120 273 101	134 61 37
Elbow	60,3		52		25		7,5	Galv.	0,4	110 466 101	134 68 14
Elbow	60,3		54		25		15	Galv.	0,4	110 467 101	134 68 15
Elbow	60,3		63		25		30	Galv.	0,6	110 468 101	134 68 16
Elbow	60,3		74		25		45	Galv.	0,7	110 469 101	134 68 17
Elbow	60,3		119		25		90	Galv.	1,0	110 471 101	134 68 18
Tee	60,3				25		48,3	Galv.	0,7	111 697 101	134 68 68
Tee	60,3				25		60,3	Galv.	0,8	111 698 101	134 68 69
Tee with threaded outlet	60,3						R1"	Galv.	0,7	111 745 101	134 68 85
Tee with threaded outlet	60,3						R2"	Galv.	0,8	111 746 101	134 68 86
Tee with threaded outlet	60,3							Galv.	0,9	111 747 101	134 68 87
Hose sockets	60,3		212				2"	Galv.	1,2	111 683 101	134 69 33
Connection with flange	60,3		90			60/2633		Galv.	2,8	111 771 101	134 69 12
Connection with threaded outlet	60,3				25		R1"	Galv.	0,5	110 216 101	134 70 17
Connection with threaded outlet	60,3				25		R2"	Galv.	0,5	110 217 101	134 70 18
Connection with threaded outlet	60,3				25			Galv.	1,0	110 218 101	134 70 19
Transition	60,3		85		25		48,3	Galv.	0,7	111 850 101	134 68 98
End cap	60,3		14		25			Galv.	0,2	110 351 101	134 69 41
Welding ring	60,3	2,0	43					Untreated	0,2	121 899 100	134 63 45
Valves	60,3		120	283				Painted	7,8	130 002 000	134 61 25

MOUNTING GREASE & DENSOTAPE

Product	RSK nr.	Order nr.
Grease, tube, 125 g		300 029 000
Grease, can, 1000 g		300 028 000
Densotape, B=100mm, L=10000mm		800 731 000

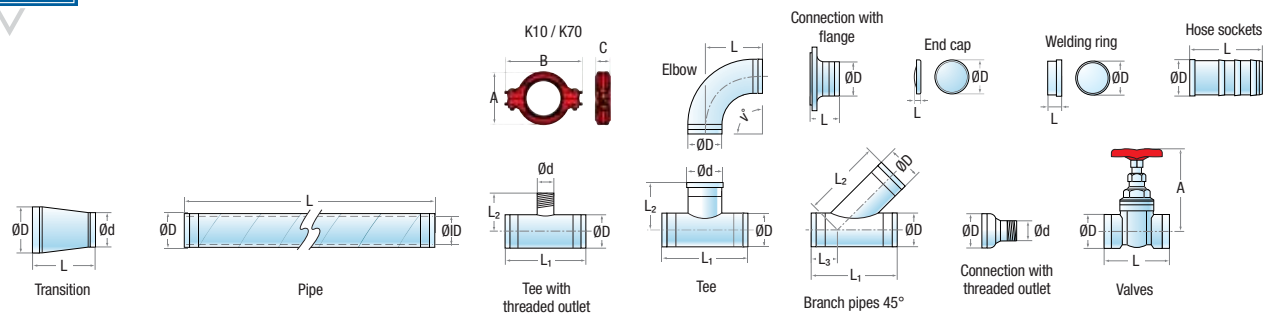


Size Ø 76 mm K10

Product	ØD mm	Thickness mm	L mm	A mm	Pressure Bar*	Flange DN/DIN	Angle ° / Outlet	Material / Surface Treatment	Weight kg	Order nr.	RSK nr.
Pipe	76,1	2,0	200		25			Galv.	0,8	100 071 101	134 70 40
Pipe	76,1	2,0	500		25			Galv.	2,1	100 074 101	134 67 19
Pipe	76,1	2,0	1000		25			Galv.	4,4	100 075 101	134 67 20
Pipe	76,1	2,0	2000		25			Galv.	8,1	100 076 101	134 67 21
Pipe	76,1	2,0	3000		25			Galv.	12,0	100 077 101	134 67 22
Pipe	76,1	2,0	5800		25			Galv.	23,0	100 081 101	134 67 23
Coupling K10 with gasket	76,1			109				Painted	0,9	120 276 109	134 61 31
Coupling K70 with gasket	76,1			110				Painted	1,0	120 902 709	134 61 45
Rubber gasket	76,1							EPDM	0,1	120 282 101	134 61 38
Rubber gasket	76,1							Nitrile	0,1	120 282 102	134 62 04
Elbow	76,1		50		25		7,5	Galv.	0,5	110 487 101	134 68 19
Elbow	76,1		55		25		15	Galv.	0,5	110 488 101	134 68 20
Elbow	76,1		68		25		30	Galv.	0,8	110 489 101	134 68 21
Elbow	76,1		82		25		45	Galv.	1,0	110 490 101	134 68 22
Elbow	76,1		138		25		90	Galv.	1,5	110 492 101	134 68 23
Branch pipes 45°	76,1							Galv.	2,1	110 178 101	134 68 64
Tee	76,1				25		48,3	Galv.	1,0	111 699 101	134 68 70
Tee	76,1				25		60,3	Galv.	1,0	111 700 101	134 68 71
Tee	76,1				25		76,1	Galv.	1,3	111 701 101	134 68 72
Tee with threaded outlet	76,1						R1"	Galv.	1,0	111 748 101	134 68 88
Tee with threaded outlet	76,1						R2"	Galv.	1,2	111 749 101	134 68 89
Tee with threaded outlet	76,1						R3"	Galv.	1,7	111 750 101	134 68 90
Hose sockets	76,1		254				3"	Galv.	1,6	111 281 101	134 69 35
Hose sockets	76,1		208				2"	Galv.	1,2	111 684 101	134 69 34
Connection with flange	76,1		90			65/2633		Galv.	3,4	111 774 101	134 69 13
Connection with threaded outlet	76,1				25		R1"	Galv.	0,7	110 219 101	134 70 20
Connection with threaded outlet	76,1				25		R2"	Galv.	0,6	110 221 101	134 70 21
Connection with threaded outlet	76,1				25		R3"	Galv.	1,1	110 223 101	134 70 22
Transition	76,1		85		25		48,3	Galv.	0,4	111 851 101	134 68 99
Transition	76,1		85		25		60,3	Galv.	0,4	111 852 101	134 69 00
End cap	76,1		14		25			Galv.	0,2	110 353 101	134 69 42
Welding ring	76,1	2,0	43					Untreated	0,2	121 910 100	134 63 46
Valves	76,1		125	310				Painted	9,6	130 003 000	134 61 26

MOUNTING GREASE & DENSOTAPE

Product	RSK nr.	Order nr.
Grease, tube, 125 g		300 029 000
Grease, can, 1000 g		300 028 000
Densotape, B=100mm, L=10000mm		800 731 000

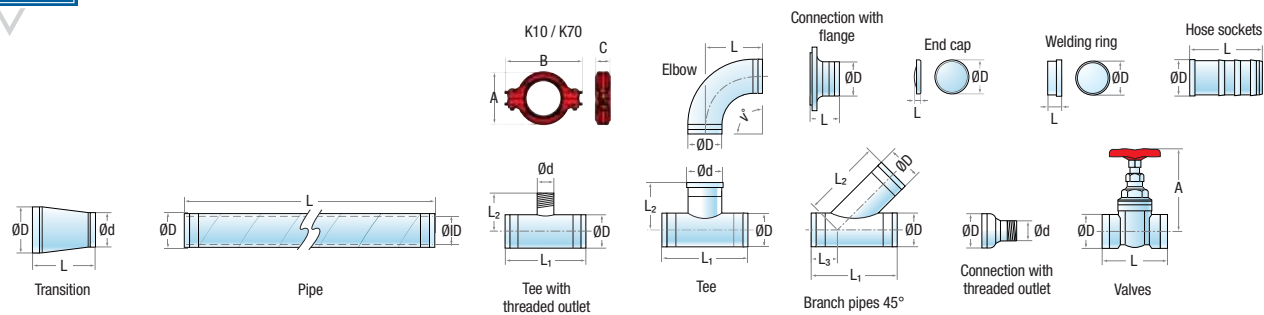


Size Ø 102 mm K10

Product	ØD mm	Thickness mm	L mm	A mm	Pressure Bar*	Flange DN/DIN	Angle ° / Outlet	Material / Surface Treatment	Weight kg	Order nr.	RSK nr.
Pipe	101,6	2,0	200		25			Galv.	1,1	100 120 101	134 70 41
Pipe	101,6	2,0	500		25			Galv.	2,7	100 104 101	134 67 24
Pipe	101,6	2,0	1000		25			Galv.	5,2	100 105 101	134 67 25
Pipe	101,6	2,0	2000		25			Galv.	10,8	100 106 101	134 67 26
Pipe	101,6	2,0	3000		25			Galv.	16,1	100 107 101	134 67 27
Pipe	101,6	2,0	5800		25			Galv.	31,0	100 111 101	134 67 28
Pipe Aluminium	101,6	2,6	5800		16			Untreated	13,1	1 182-00	134 64 08
Pipe Aluminium	101,6	2,6	5800		16			TP Inside	14,0	1 182-55	134 64 74
Pipe Aluminium	101,6	2,6	5800		16			TP	14,7	1 182-05	134 64 09
Coupling K10 with gasket	101,6			140				Painted	1,5	120 290 109	134 61 32
Coupling K70 with gasket	101,6			143				Painted	1,8	120 903 709	134 61 46
Rubber gasket	101,6							Nitrile	0,1	120 296 102	134 62 06
Rubber gasket	101,6							EPDM	0,1	120 296 101	134 61 39
Rubber gasket	101,6							Nitrile	0,1	120 296 102	134 62 06
Elbow	101,6		53		25		7,5	Galv.	0,7	110 529 101	134 68 24
Elbow	101,6		57		25		15	Galv.	0,7	110 530 101	134 68 25
Elbow	101,6		79		25		30	Galv.	1,5	110 531 101	134 68 26
Elbow	101,6		98		25		45	Galv.	1,8	110 532 101	134 68 27
Elbow	101,6		177		25		90	Galv.	2,8	110 534 101	134 68 28
Branch pipes 45°	101,6							Galv.	3,2	110 184 101	134 68 65
Tee	101,6				25		48,3	Galv.	1,4	111 705 101	134 68 73
Tee	101,6				25		60,3	Galv.	1,5	111 706 101	134 68 74
Tee	101,6				25		76,1	Galv.	1,7	111 707 101	134 68 75
Tee	101,6				18		101,6	Galv.	1,8	111 709 101	134 68 76
Tee with threaded outlet	101,6						R1"	Galv.	1,4	111 752 101	134 68 91
Tee with threaded outlet	101,6						R2"	Galv.	1,5	111 909 101	134 68 92
Tee with threaded outlet	101,6						R4"	Galv.	2,5	111 753 101	134 68 93
Hose sockets	101,6		215				4"	Galv.	2,4	111 283 101	134 70 32
Hose sockets	101,6		250				3"	Galv.	1,7	111 686 101	134 69 37
Hose sockets	101,6		208				2"	Galv.	1,3	111 685 101	134 69 36
Connection with flange	101,6		97			100/2633		Galv.	5,1	111 780 101	134 69 14
Connection with threaded outlet	101,6				25		R2"	Galv.	0,7	110 227 101	134 70 23
Connection with threaded outlet	101,6				25		R3"	Galv.	1,3	110 229 101	134 70 24
Connection with threaded outlet	101,6				25		R4"	Galv.	2,8	110 230 101	134 70 25
Transition	101,6		135		25		48,3	Galv.	0,5	111 861 101	134 69 01
Transition	101,6		135		25		60,3	Galv.	0,6	111 862 101	134 69 02
Transition	101,6		85		25		76,1	Galv.	0,7	111 863 101	134 69 03
End cap	101,6		17		25			Galv.	0,3	110 357 101	134 69 43
Welding ring	101,6	2,0	43					Untreated	0,3	121 902 100	134 63 47
Valves	101,6		142	350				Painted	14,0	130 004 000	134 61 27

MOUNTING GREASE & DENSOTAPE

Product	RSK nr.	Order nr.
Grease, tube, 125 g		300 029 000
Grease, can, 1000 g		300 028 000
Densotape, B=100mm, L=10000mm		800 731 000

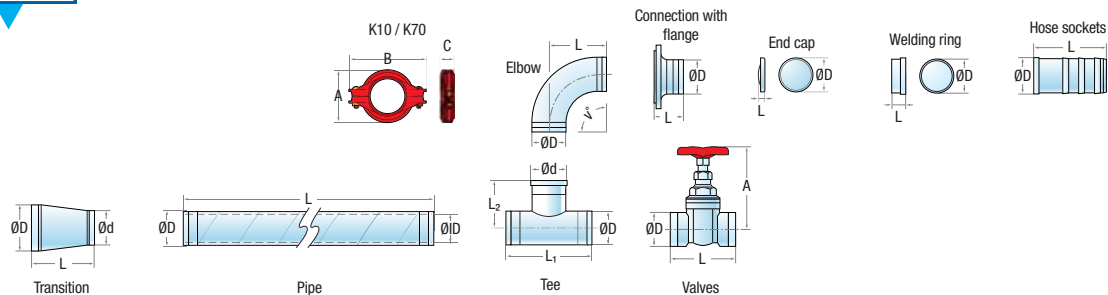


Size Ø 152 mm K10

Product	ØD mm	Thickness mm	L mm	A mm	Pressure Bar*	Flange DN/DIN	Angle ° / Outlet	Material / Surface Treatment	Weight kg	Order nr.	RSK nr.
Pipe	152,4	2,1	200		40			Galv.	2,0	100 142 111	134 70 42
Pipe	152,4	2,1	500		40			Galv.	4,4	100 144 111	134 67 29
Pipe	152,4	2,1	1000		40			Galv.	7,8	100 145 111	134 67 30
Pipe	152,4	2,1	2000		40			Galv.	16,4	100 146 111	134 67 31
Pipe	152,4	2,1	3000		40			Galv.	24,0	100 147 111	134 67 32
Pipe	152,4	2,1	5800		40			Galv.	46,1	100 160 101	134 67 33
Pipe Aluminium	152,4	3,0	5800		16			Untreated	22,8	1 179-00	134 64 06
Pipe Aluminium	152,4	3,0	5800		16			TP Inside	24,1	1 179-55	134 64 75
Pipe Aluminium	152,4	3,0	5800		16			TP	25,4	1 179-05	134 64 07
Coupling K10 with gasket	152,4			202				Painted	2,9	120 311 109	134 61 33
Rubber gasket	152,4							Nitrile	0,2	120 315 102	134 62 08
Rubber gasket	152,4							EPDM	0,2	120 315 101	134 61 40
Elbow	152,4		50		40		7,5 Gj	Galv.	1,5	112 401 101	134 68 34
Elbow	152,4		57		40		15 Gj	Galv.	1,8	112 402 101	134 68 35
Elbow	152,4		79		40		30 Gj	Galv.	3,4	112 403 101	134 68 36
Elbow	152,4		98		40		45 Gj	Galv.	4,4	112 404 101	134 68 37
Elbow	152,4		177		40		90 Gj	Galv.	7,3	112 405 101	134 68 38
Elbow	152,4		50		25		7,5	Galv.	1,5	110 585 101	134 68 29
Elbow	152,4		57		25		15	Galv.	1,8	110 586 101	134 68 30
Elbow	152,4		79		25		30	Galv.	3,4	110 587 101	134 68 31
Elbow	152,4		98		25		45	Galv.	4,4	110 588 101	134 68 32
Elbow	152,4		177		25		90	Galv.	7,3	110 590 101	134 68 33
Branch pipes 45°	152,4							Galv.	7,3	110 189 101	134 68 66
Tee	152,4				21		76,1	Galv.	3,2	111 712 101	134 68 77
Tee	152,4				18		101,6	Galv.	3,4	111 713 101	134 68 78
Tee	152,4				14		152,4	Galv.	4,0	111 715 101	134 68 79
Tee with threaded outlet	152,4						R1"	Galv.	3,1	111 756 101	134 68 94
Tee with threaded outlet	152,4						R2"	Galv.	3,4	111 910 101	134 68 95
Tee with threaded outlet	152,4						R4"	Galv.	4,1	111 757 101	134 68 96
Hose sockets	152,4		257				6"	Galv.	5,0	111 285 101	134 69 38
Connection with flange	152,4		100			125/2633		Galv.	9,0	111 763 101	134 69 15
Connection with threaded outlet	152,4				25		R6"	Galv.	4,6	110 237 101	134 70 26
Transition	152,4		147		25		48,3	Galv.	2,9	111 866 101	134 69 04
Transition	152,4		130		25		76,1	Galv.	2,1	111 867 101	134 69 05
Transition	152,4		85		25		101,6	Galv.	1,2	111 868 101	134 69 06
End cap	152,4		20		25			Galv.	0,9	110 361 101	134 69 44
Welding ring	152,4	2,5	43					Untreated	0,7	121 904 100	134 63 48
Valves	152,4		200	485				Painted	31,5	130 005 000	134 61 28

MOUNTING GREASE & DENSOTAPE

Product	RSK nr.	Order nr.
Grease, tube, 125 g		300 029 000
Grease, can, 1000 g		300 028 000
Densotape, B=100mm, L=10000mm		800 731 000



Size Ø 203 mm K10

Product	ØD mm	Thickness mm	L mm	A mm	Pressure Bar*	Flange DN/DIN	Angle ° / Outlet	Material / Surface Treatment	Weight kg	Order nr.	RSK nr.
Pipe	203,0	3,0	500		16			Galv.	9,9	100 193 101	134 67 35
Pipe	203,0	3,0	1000		16			Galv.	17,7	100 194 101	134 67 36
Pipe	203,0	3,0	2000		16			Galv.	33,3	100 195 101	134 67 37
Pipe	203,0	3,0	3000		16			Galv.	48,8	100 196 101	134 67 38
Pipe	203,0	3,0	5800		16			Galv.	92,4	100 192 101	134 67 39
Coupling K10 with gasket	203,0			267				Painted	6,7	120 330 109	134 61 34
Rubber gasket	203,0							EPDM	0,2	120 334 101	134 61 41
Elbow	203,0		62		16		7,5	Galv.	5,0	111 220 101	134 68 39
Elbow	203,0		81		16		15	Galv.	6,2	111 221 101	134 68 40
Elbow	203,0		120		16		30	Galv.	8,2	111 222 101	134 68 41
Elbow	203,0		162		16		45	Galv.	11,3	111 223 101	134 68 42
Elbow	203,0		331		16		90	Galv.	19,1	111 225 101	134 68 43
Tee	203,0				14		152,4	Galv.	11,0	111 727 101	134 68 80
Tee	203,0				12		203	Galv.	14,1	111 728 101	134 68 81
Hose sockets	203,0		275				8"	Galv.	9,5	111 690 101	134 69 39
Connection with flange	203,0		112			150/2633		Galv.	14,2	111 789 101	134 69 16
Transition	203,0		191		16		152,4	Galv.	4,5	111 875 101	134 69 08
End cap	203,0		123		16			Galv.	4,4	110 364 101	134 69 45
Welding ring	203,0	3,0	43					Untreated	1,7	120 334 100	134 63 49
Valves	203,0		270	520				Painted	62,0	130 006 108	134 62 58

Size Ø 254 mm K10

Product	ØD mm	Thickness mm	L mm	A mm	Pressure Bar*	Flange DN/DIN	Angle ° / Outlet	Material / Surface Treatment	Weight kg	Order nr.	RSK nr.
Pipe	254,0	3,0	500		16			Galv.	12,0	100 213 101	134 67 40
Pipe	254,0	3,0	1000		16			Galv.	21,6	100 214 101	134 67 41
Pipe	254,0	3,0	5800		16			Galv.	119,0	100 212 101	134 67 42
Coupling K10 with gasket	254,0			328				Painted	10,9	120 345 109	134 61 35
Rubber gasket	254,0							EPDM	0,4	120 349 101	134 61 42
Elbow	254,0		73		16		7,5	Galv.	10,2	111 075 101	134 68 44
Elbow	254,0		98		16		15	Galv.	10,8	111 076 101	134 68 45
Elbow	254,0		150		16		30	Galv.	15,8	111 077 101	134 68 46
Elbow	254,0		206		16		45	Galv.	19,0	111 078 101	134 68 47
Elbow	254,0		429		16		90	Galv.	30,7	111 080 101	134 68 48
Tee	254,0				12		254	Galv.	19,5	111 733 101	134 68 82
Connection with flange	254,0		118			250/2632		Galv.	18,8	111 795 101	134 69 17
Transition	254,0		278		16		203	Galv.	9,1	111 879 101	134 69 09
End cap	254,0		135		16			Galv.	8,1	110 366 101	134 70 33
Welding ring	254,0	3,0	48					Untreated	2,7	120 347 100	134 63 50

MOUNTING GREASE & DENSOTAPE

Product	RSK nr.	Order nr.
Grease, tube, 125 g		300 029 000
Grease, can, 1000 g		300 028 000
Densotape, B=100mm, L=10000mm		800 731 000

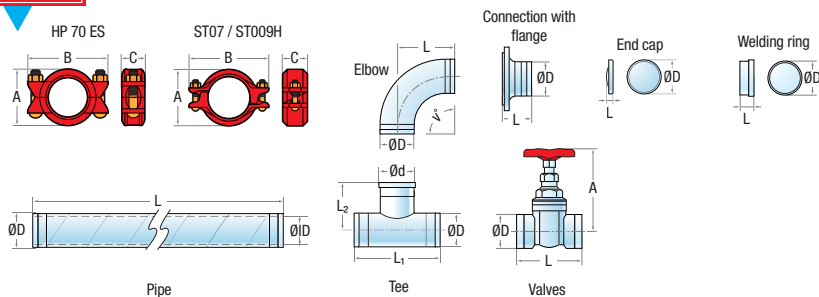
MOUNTING GREASE & DENSOTAPE

Product	RSK nr.	Order nr.
Grease, tube, 125 g		300 029 000
Grease, can, 1000 g		300 028 000
Densotape, B=100mm, L=10000mm		800 731 000

Alvenius Hot Dip Galvanized

Victaulic 60 – 508 mm



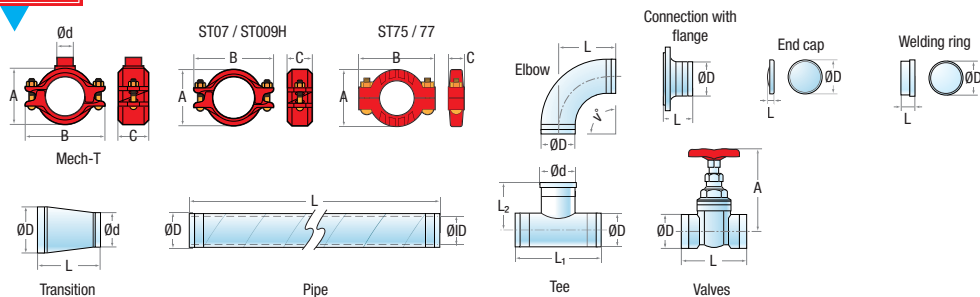


Size Ø 60 mm VICTAULIC

Product	ØD mm	Thickness mm	L mm	A mm	Pressure Bar*	Flange DN/DIN	Angle ° / Outlet	Material / Surface Treatment	Weight kg	Order nr.	RSK nr.
Pipe	60,3	1,8	600		50			Galv.	2,0	101 123 801	134 67 50
Pipe	60,3	1,8	1000		25			Galv.	2,9	101 125 101	134 67 14
Pipe	60,3	1,8	3000		50			Galv.	9,0	101 127 801	134 67 52
Pipe	60,3	1,8	5800		50			Galv.	17,0	101 131 801	134 67 53
Coupling ST07 with gasket	60,3			85				Painted	1,0	120 910 800	134 63 81
Coupling ST75 with gasket	60,3			86	35			Painted	0,8	120 930 800	134 61 51
Coupling ST77 with gasket	60,3			92	80			Painted	1,2	120 807 800	134 63 82
Coupling ST009H with gasket	60,3			99				Painted	0,7	120 837 800	134 63 80
Coupling ST009H with gasket	60,3			91				Galv.	0,9	1 004-01	134 66 05
Coupling HP-70ES with gasket	60,3			87				Painted	1,5	120 953 800	134 63 79
Rubber gasket	60,3							EPDM	0,1	120 803 801	134 63 02
Elbow	60,3		50		80		11,25	Galv.	0,6	122 466 801	134 69 48
Elbow	60,3		55		80		22,5	Galv.	1,2	122 467 801	134 69 49
Elbow	60,3		51		80		45	Galv.	0,3	122 468 801	134 69 50
Elbow	60,3		83		80		90	Galv.	0,5	122 469 801	134 69 51
Elbow	60,3		108		27		45	Painted	0,7	1 105-10	134 72 55
Elbow	60,3		100		27		90	Galv.	0,7	1 059-01	134 70 61
Elbow	60,3		100		27		90	Painted	0,7	1 059-10	134 72 61
Elbow	60,3		88		25		45	Galv.	0,7	1 105-01	134 70 60
Tee	60,3				69		60,3	Galv.	1,4	122 700 801	134 69 72
Tee	60,3				27		60,3	Galv.	1,2	1 065-01	134 71 32
Tee	60,3				27		60,3	Painted	1,1	1 065-10	134 72 67
Connection with flange	60,3		93			60/2635		Galv.	2,3	111 771 801	134 69 18
End cap	60,3		22		80			Galv.	0,3	122 351 801	134 69 84
Welding ring	60,3	1,8	43					Untreated	0,2	120 983 810	134 63 51
Valves - Butterfly	60,3		81.5	96.8				Painted	1,6	899 999 997	134 62 13

MOUNTING GREASE & DENSOTAPE

Product	RSK nr.	Order nr.
Grease, tube, 125 g		300 029 000
Grease, can, 1000 g		300 028 000
Densotape, B=100mm, L=10000mm		800 731 000

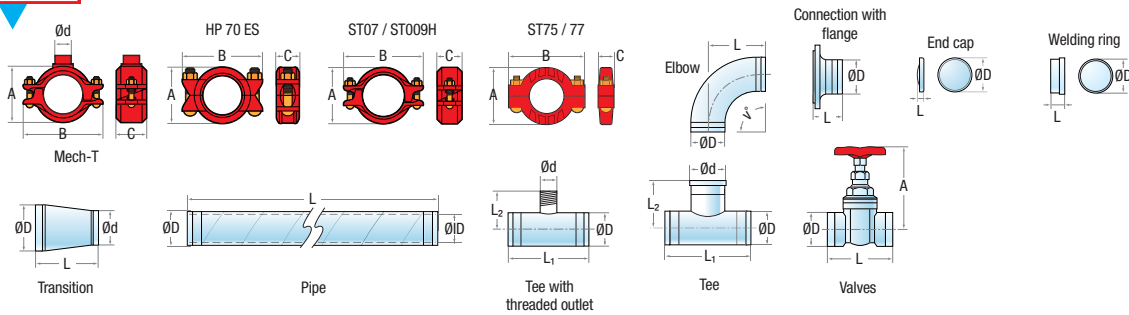


Size Ø 76 mm VICTAULIC

Product	ØD mm	Thickness mm	L mm	A mm	Pressure Bar*	Flange DN/DIN	Angle ° / Outlet	Material / Surface Treatment	Weight kg	Order nr.	RSK nr.
Pipe	76,1	2,0	600		60			Galv.	3,0	100 073 801	134 67 54
Pipe	76,1	2,0	1000		60			Galv.	4,0	100 075 801	134 67 55
Pipe	76,1	2,0	3000		60			Galv.	12,0	100 077 801	134 67 56
Pipe	76,1	2,0	5800		60			Galv.	23,0	100 081 801	134 67 57
Roll grooved pipe	76,1	2,0	3000		34			Galv.	11,8	100 081 901	134 64 18
Roll grooved pipe	76,1	2,0	6000		34			Galv.	23,5	100 080 901	134 61 08
Roll grooved pipe	76,1	2,0	3000		34			Painted	11,0	100 081 910	134 64 26
Roll grooved pipe	76,1	2,0	6000		34			Painted	21,9	100 080 910	134 61 16
Roll grooved pipe	76,1	2,0	3000		34			Untreated	11,0	100 081 900	134 64 10
Roll grooved pipe	76,1	2,0	6000		34			Untreated	21,9	100 080 900	134 61 00
Roll grooved pipe	76,1	2,0	9000		34			Untreated	32,9	100 082 900	
Coupling ST07 with gasket	76,1			98				Painted	1,6	120 911 800	134 63 84
Coupling ST75 with gasket	76,1			98	35			Painted	0,9	120 931 800	134 63 85
Coupling ST77 with gasket	76,1			110	80			Painted	1,4	120 808 800	134 63 87
Coupling ST009H with gasket	76,1			111				Painted	0,9	120 838 800	134 63 83
Coupling ST009H with gasket	76,1			106				Galv.	0,9	1 005-01	134 66 06
Mech-T	76,1			127			1"Thd	Galv.	1,3	1 008-01	134 71 00
Mech-T	76,1			127			1"Thd	Painted	1,3	1 008-10	134 71 95
Mech-T	76,1			125			1 1/4"Thd	Galv.	1,5	1 009-01	134 70 99
Mech-T	76,1			125			1 1/4"Thd	Painted	1,5	1 009-10	134 71 96
Mech-T	76,1			133			1 1/4"Grv	Galv.	1,4	1 010-01	134 70 98
Mech-T	76,1			133			1 1/4"Grv	Painted	1,3	1 010-10	134 71 97
Mech-T	76,1			125			1 1/2"Thd	Galv.	1,6	1 011-01	134 70 97
Mech-T	76,1			133			1 1/2"Grv	Galv.	1,4	1 012-01	134 70 96
Mech-T	76,1			133			1 1/2"Grv	Painted	1,4	1 012-10	134 71 99
Rubber gasket	76,1							EPDM	0,1	120 797 801	134 63 03
Elbow	76,1		55		25		15	Galv.	0,6	110 488 801	134 68 49
Elbow	76,1		82		25		45	Galv.	0,9	122 490 801	134 69 52
Elbow	76,1		138		25		90	Galv.	1,5	122 492 801	134 69 53
Elbow	76,1		68		25		30	Galv.	0,5	110 489 801	134 68 50
Elbow	76,1		125		27		45	Painted	1,1	1 071-10	134 72 56
Elbow	76,1		125		27		45	Galv.	1,1	1 071-01	134 70 62
Elbow	76,1		114		27		90	Galv.	1,3	1 060-01	134 70 63
Elbow	76,1		114		27		90	Painted	1,3	1 060-10	134 72 62
Tee	76,1				69		76,1	Galv.	2,4	122 701 801	134 70 14
Tee	76,1				27		76,1	Galv.	1,7	1 066-01	134 71 33
Tee	76,1				27		76,1	Painted	1,6	1 066-10	134 72 68
Connection with flange	76,1		97			65/2635		Galv.	4,1	111 774 801	134 69 19
Transition	76,1		180		80		60,3	Galv.	1,1	122 852 801	134 69 93
End cap	76,1		22		80			Galv.	0,5	122 353 801	134 69 85
Welding ring	76,1	2,0	43					Untreated	0,3	120 280 810	134 63 52
Valves - Butterfly	76,1		95.8	108.0				Painted	2,3	899 999 998	134 62 14

MOUNTING GREASE & DENSOTAPE

Product	RSK nr.	Order nr.
Grease, tube, 125 g		300 029 000
Grease, can, 1000 g		300 028 000
Densotape, B=100mm, L=10000mm		800 731 000



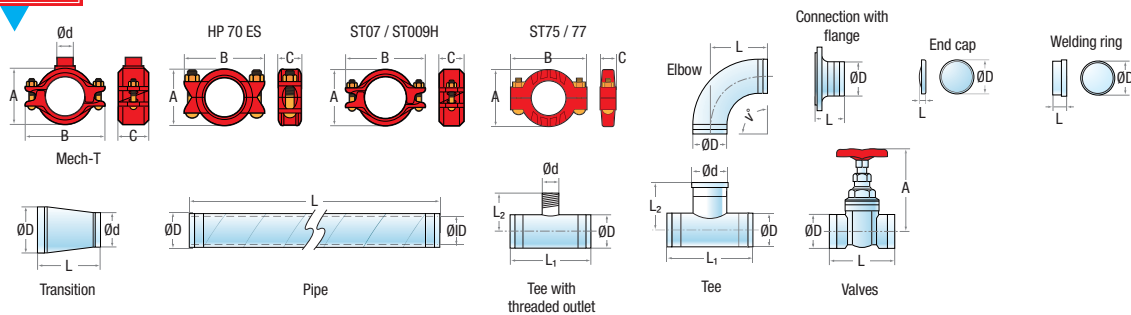
Size Ø 89 mm VICTAULIC

Product	ØD mm	Thickness mm	L mm	A mm	Pressure Bar*	Flange DN/DIN	Angle ° / Outlet	Material / Surface Treatment	Weight kg	Order nr.	RSK nr.
Pipe	88,9	2,0	6000		48			Galv.	28,0	1 150-01	
Pipe	88,9	2,2	600		80			Galv.	3,5	122 551 801	134 67 58
Pipe	88,9	2,2	1000		80			Galv.	4,3	122 091 801	134 67 59
Pipe	88,9	2,2	3000		80			Galv.	22,0	122 093 801	134 67 60
Pipe	88,9	2,2	6000		80			Galv.	29,0	1 151-01	
Roll grooved pipe	88,9	2,0	3000		34			Galv.	13,8	100 091 901	134 64 19
Roll grooved pipe	88,9	2,0	6000		34			Galv.	27,5	100 090 901	134 61 09
Roll grooved pipe	88,9	2,0	3000		34			Painted	12,8	100 091 910	134 64 27
Roll grooved pipe	88,9	2,0	6000		34			Painted	25,7	100 090 910	134 61 17
Roll grooved pipe	88,9	2,0	3000		34			Untreated	12,8	100 091 900	134 64 11
Roll grooved pipe	88,9	2,0	6000		34			Untreated	25,7	100 090 900	134 61 01
Roll grooved pipe	88,9	2,0	9000		34			Untreated	38,6	100 097 900	
Coupling ST07 with gasket	88,9			115				Painted	1,4	120 912 800	134 61 53
Coupling ST75 with gasket	88,9			114	35			Painted	1,3	120 932 800	134 61 54
Coupling ST77 with gasket	88,9			127	80			Painted	1,7	120 809 800	134 61 55
Coupling ST009H with gasket	88,9			128				Painted	1,4	120 839 800	134 63 88
Coupling ST009H with gasket	88,9			119				Galv.	1,1	1 006-01	134 66 07
Coupling HP-70ES with gasket	88,9			119				Painted	2,1	120 945 800	134 61 52
Mech-T	88,9			136			1"Thd	Galv.	1,4	1 013-01	134 71 05
Mech-T	88,9			136			1"Thd	Painted	1,4	1 013-10	134 72 00
Mech-T	88,9			141			1 1/4"Thd	Galv.	1,6	1 014-01	134 71 04
Mech-T	88,9			148			1 1/4"Grv	Galv.	1,4	1 015-01	134 71 03
Mech-T	88,9			148			1 1/4"Grv	Painted	1,4	1 015-10	134 72 02
Mech-T	88,9			147			1 1/2"Thd	Galv.	1,8	1 016-01	134 71 02
Mech-T	88,9			147			1 1/2"Thd	Painted	1,7	1 016-10	134 72 03
Mech-T	88,9			148			1 1/2"Grv	Galv.	1,5	1 017-01	134 71 01
Mech-T	88,9			148			1 1/2"Grv	Painted	1,4	1 017-10	134 72 04
Mech-T	88,9			147			2"Thd	Galv.	2,1	1 018-01	134 71 07
Mech-T	88,9			147			2"Thd	Painted	2,0	1 018-10	134 72 05
Mech-T	88,9			148			2"Grv	Galv.	1,7	1 019-01	134 71 06
Mech-T	88,9			148			2"Grv	Painted	1,7	1 019-10	134 72 06
Rubber gasket	88,9							EPDM	0,1	120 449 801	134 61 75
Elbow	88,9		38		80		11,25	Galv.	1,0	122 507 801	134 69 54
Elbow	88,9		114		80		22,5	Galv.	1,4	122 510 801	134 69 55
Elbow	88,9		64		80		45	Galv.	1,4	122 511 801	134 69 56
Elbow	88,9		108		80		90	Galv.	2,0	122 513 801	134 69 57
Elbow	88,9		48		80		7,5	Galv.	0,6	122 508 801	134 68 51
Elbow	88,9		131		27		90	Galv.	1,5	1 061-01	134 70 65
Elbow	88,9		131		27		90	Painted	1,5	1 061-10	104 72 63
Elbow	88,9		140		27		45	Galv.	1,6	1 072-01	134 70 64
Elbow	88,9		140		27		45	Painted	1,5	1 072-10	134 72 57

More products in this size on next page >>

MOUNTING GREASE & DENSOTAPE

Product	RSK nr.	Order nr.
Grease, tube, 125 g		300 029 000
Grease, can, 1000 g		300 028 000
Densotape, B=100mm, L=10000mm		800 731 000



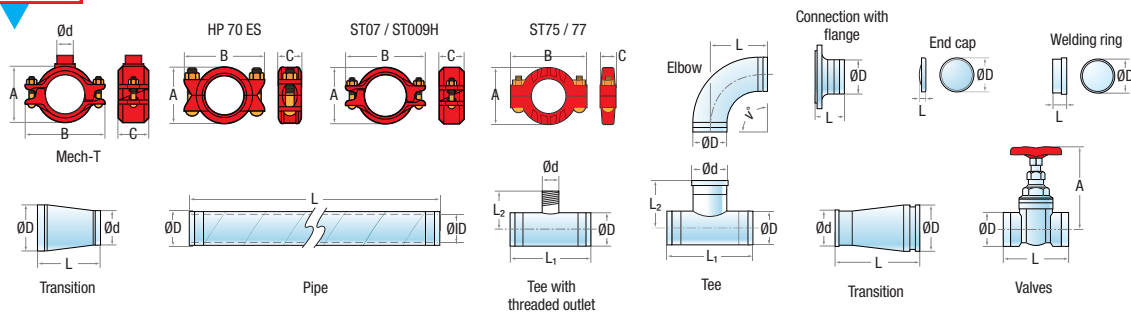
Size Ø 89 mm VICTAULIC

Product	ØD mm	Thickness mm	L mm	A mm	Pressure Bar*	Flange DN/DIN	Angle ° / Outlet	Material / Surface Treatment	Weight kg	Order nr.	RSK nr.
Tee	88,9				80		88,9	Galv.	3,0	122 100 801	134 69 73
Tee	88,9				27		88,9	Galv.	2,3	1 067-01	134 71 34
Tee	88,9				27		88,9	Painted	2,3	1 067-10	134 72 69
Connection with flange	88,9		103			80/2635		Galv.	5,4	111 777 801	134 69 20
Transition	88,9		180		80		60,3	Galv.	1,3	122 042 801	134 69 94
Transition	88,9		180		80		76,1	Galv.	1,6	122 043 801	134 69 95
End cap	88,9		22		80			Galv.	0,5	122 354 801	134 69 86
Welding ring	88,9	2,2	43		70			Untreated	0,4	122 985 820	134 63 53
Welding ring	88,9	3,6	43					Untreated	0,6	122 985 830	134 63 54
Valves - Butterfly	88,9		95.8	114.3				Painted	2,7	899 999 992	134 62 15
Tee with threaded outlet	88,9				80		R2"	Galv.	5,1	122 740 801	134 67 00

<< More products in this size on previous page

MOUNTING GREASE & DENSOTAPE

Product	RSK nr.	Order nr.
Grease, tube, 125 g		300 029 000
Grease, can, 1000 g		300 028 000
Densotape, B=100mm, L=10000mm		800 731 000



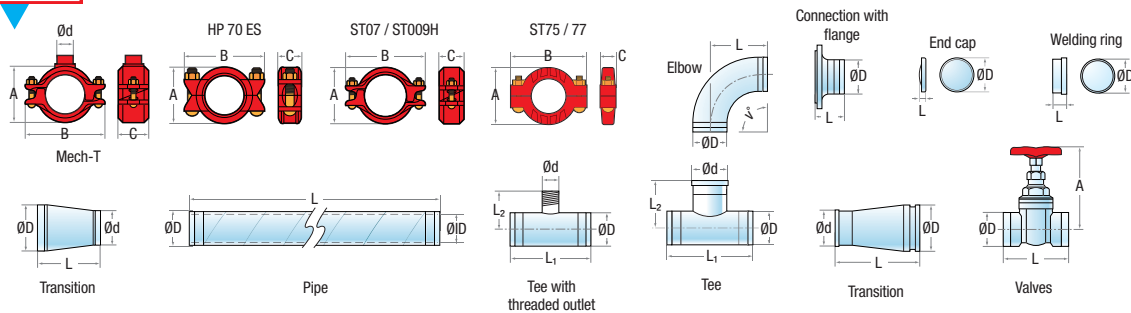
Size Ø 114 mm VICTAULIC

Product	ØD mm	Thickness mm	L mm	A mm	Pressure Bar*	Flange DN/DIN	Angle ° / Outlet	Material / Surface Treatment	Weight kg	Order nr.	RSK nr.
Pipe	114,3	2,0	6000		41			Galv.	36,0	100 422 801	
Pipe	114,3	2,7	600		80			Galv.	5,0	122 434 801	134 67 63
Pipe	114,3	2,7	1000		80			Galv.	8,0	122 435 801	134 67 64
Pipe	114,3	2,7	3000		80			Galv.	25,0	122 437 801	134 67 65
Pipe	114,3	2,7	6000		80			Galv.	46,1	1 135-01	
Roll grooved pipe	114,3	2,0	3000		27			Galv.	17,8	100 423 901	134 64 20
Roll grooved pipe	114,3	2,0	6000		27			Galv.	35,6	100 422 901	134 61 10
Roll grooved pipe	114,3	2,0	3000		27			Painted	16,6	100 423 910	134 64 28
Roll grooved pipe	114,3	2,0	6000		27			Painted	33,2	100 422 910	134 61 18
Roll grooved pipe	114,3	2,0	3000		27			Untreated	16,6	100 423 900	134 64 12
Roll grooved pipe	114,3	2,0	6000		27			Untreated	33,2	100 422 900	134 61 02
Roll grooved pipe	114,3	2,0	9000		27			Untreated	49,8	100 424 900	
Coupling ST07 with gasket	114,3			148				Painted	2,4	120 913 800	134 61 57
Coupling ST75 with gasket	114,3			149	35			Painted	1,8	120 933 800	134 61 58
Coupling ST77 with gasket	114,3			162	80			Painted	3,0	120 943 800	134 61 59
Coupling ST009H with gasket	114,3			157				Painted	2,4	120 840 800	134 63 89
Coupling ST009H with gasket	114,3			151				Galv.	1,4	1 007-01	134 66 08
Coupling HP-70ES with gasket	114,3			152				Painted	3,7	120 946 800	134 61 56
Mech-T	114,3			158			1"Thd	Galv.	1,4	1 020-01	134 71 12
Mech-T	114,3			158			1"Thd	Painted	1,4	1 020-10	134 72 07
Mech-T	114,3			154			1 1/4"Thd	Galv.	2,1	1 021-01	134 71 11
Mech-T	114,3			154			1 1/4"Thd	Painted	1,6	1 021-10	134 72 08
Mech-T	114,3			170			1 1/4"Grv	Galv.	1,4	1 022-01	134 71 10
Mech-T	114,3			170			1 1/4"Grv	Painted	1,4	1 022-10	134 72 09
Mech-T	114,3			170			1 1/2"Thd	Galv.	1,8	1 023-01	134 71 09
Mech-T	114,3			170			1 1/2"Thd	Painted	1,8	1 023-10	134 72 10
Mech-T	114,3			170			1 1/2"Grv	Galv.	1,5	1 024-01	134 71 08
Mech-T	114,3			170			1 1/2"Grv	Painted	1,5	1 024-10	134 72 11
Mech-T	114,3			170			2"Thd	Galv.	2,1	1 025-01	134 71 15
Mech-T	114,3			170			2"Thd	Painted	2,0	1 025-10	134 72 12
Mech-T	114,3			170			2"Grv	Galv.	1,6	1 026-01	134 71 14
Mech-T	114,3			170			2"Grv	Painted	1,6	1 026-10	134 72 13
Mech-T	114,3			173			3"Grv	Galv.	2,6	1 033-01	134 71 16
Mech-T	114,3			173			3"Grv	Painted	3,0	1 033-10	134 72 15
Mech-T	114,3			170			2 1/2"Grv	Galv.	3,3	1 034-01	134 71 13
Mech-T	114,3			170			2"Grv	Painted	2,5	1 034-10	134 72 14
Rubber gasket	114,3							EPDM	0,2	120 805 801	134 61 76
Rubber gasket	114,3							Nitrile	0,2	120 805 802	134 63 04

More products in this size on next page >>

MOUNTING GREASE & DENSOTAPE

Product	RSK nr.	Order nr.
Grease, tube, 125 g		300 029 000
Grease, can, 1000 g		300 028 000
Densotape, B=100mm, L=10000mm		800 731 000



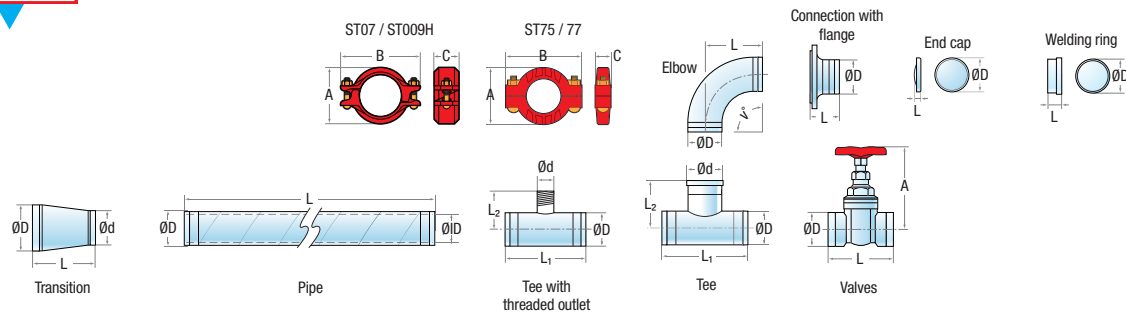
Size Ø 114 mm VICTAULIC

Product	ØD mm	Thickness mm	L mm	A mm	Pressure Bar*	Flange DN/DIN	Angle ° / Outlet	Material / Surface Treatment	Weight kg	Order nr.	RSK nr.
Elbow	114,3		48		80		7,5	Galv.	2,9	122 543 801	134 67 43
Elbow	114,3		44		80		11,25	Galv.	1,6	122 542 801	134 67 44
Elbow	114,3		73		80		22,5	Galv.	2,5	122 545 801	134 67 45
Elbow	114,3		76		80		45	Galv.	2,5	122 546 801	134 67 46
Elbow	114,3		127		80		90	Galv.	3,2	122 548 801	134 67 47
Elbow	114,3		159		20		90	Galv.	2,4	1 062-01	134 70 67
Elbow	114,3		159		20		90	Painted	2,4	1 062-10	134 72 64
Elbow	114,3		171		20		45	Galv.	2,3	1 073-01	134 70 66
Elbow	114,3		171		20		45	Painted	2,1	1 073-10	134 72 58
Tee	114,3				80		60,3	Galv.	5,1	122 737 801	134 69 74
Tee	114,3				80		114,3	Galv.	5,4	122 105 801	134 69 75
Tee	114,3				20		114,3	Galv.	3,5	1 068-01	134 71 36
Tee	114,3				20		114,3	Painted	3,2	1 068-10	134 72 70
Transition, VIC-K10	114,3		90		40		101,6	Galv.	1,0	112 046 801	134 70 29
Connection with flange	114,3		114			100/2636		Galv.	10,4	111 783 801	134 69 23
Connection with flange	114,3		109			100/2635		Galv.	7,2	111 782 801	134 69 22
Transition	114,3		76		80		60,3	Galv.	1,1	122 044 801	134 69 96
Transition	114,3		76		80		76,1	Galv.	1,2	122 047 801	134 69 97
Transition	114,3		76		80		88,9	Galv.	1,4	122 870 801	134 69 99
End cap	114,3		25		80			Galv.	1,1	122 355 801	134 69 87
Welding ring	114,3	2,0	43		40			Untreated	0,5	122 851 810	134 63 55
Welding ring	114,3	2,7	43					Untreated	0,6	122 851 820	134 63 56
Welding ring	114,3	4,0	43					Untreated	0,6	122 851 830	134 63 57
Valves - Butterfly	114,3		117.6	133.4				Painted	4,2	899 999 996	134 62 16
Tee with threaded outlet	114,3				80		R2"	Galv.	7,0	122 717 801	134 67 01

<< More products in this size on previous page

MOUNTING GREASE & DENSOTAPE

Product	RSK nr.	Order nr.
Grease, tube, 125 g		300 029 000
Grease, can, 1000 g		300 028 000
Densotape, B=100mm, L=10000mm		800 731 000

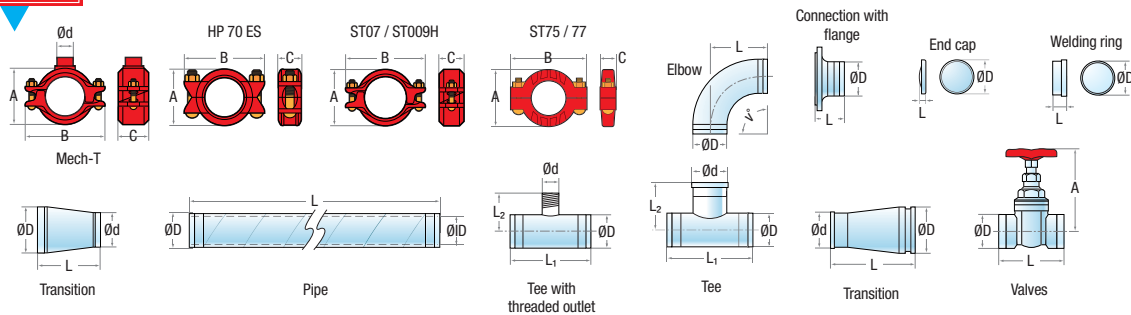


Size Ø 139 mm VICTAULIC

Product	ØD mm	Thickness mm	L mm	A mm	Pressure Bar*	Flange DN/DIN	Angle ° / Outlet	Material / Surface Treatment	Weight kg	Order nr.	RSK nr.
Pipe	139,7	2,1	6000		47			Galv.	44,0	1 136-01	
Pipe	139,7	3,3	600		80			Galv.	7,0	122 829 801	134 67 68
Pipe	139,7	3,3	1000		80			Galv.	11,7	122 820 801	134 67 69
Pipe	139,7	3,3	3000		80			Galv.	36,0	122 821 801	134 67 70
Pipe	139,7	3,3	6000		80			Galv.	67,0	122 823 801	
Roll grooved pipe	139,7	2,5	3000		24			Galv.	27,2	100 824 901	134 64 21
Roll grooved pipe	139,7	2,5	6000		24			Galv.	54,3	100 823 901	134 61 11
Roll grooved pipe	139,7	2,5	3000		24			Painted	25,4	100 824 910	134 64 29
Roll grooved pipe	139,7	2,5	6000		24			Painted	50,7	100 823 910	134 61 19
Roll grooved pipe	139,7	2,5	3000		24			Untreated	25,4	100 824 900	134 64 13
Roll grooved pipe	139,7	2,5	6000		24			Untreated	50,7	100 823 900	134 61 03
Roll grooved pipe	139,7	2,5	9000		24			Untreated	76,1	100 825 900	
Coupling ST07 with gasket	139,7			176				Painted	3,4	120 914 800	134 61 60
Coupling ST75 with gasket	139,7			170	31			Painted	2,4	120 937 800	134 61 61
Coupling ST77 with gasket	139,7			193	80			Painted	4,8	120 813 800	134 61 62
Rubber gasket	139,7							EPDM	0,2	120 798 801	134 61 77
Rubber gasket	139,7							Nitrile	0,2	120 798 802	134 63 05
Elbow	139,7		53		80		7,5	Galv.	4,2	122 600 801	134 68 52
Elbow	139,7		53		80		15	Galv.	4,2	122 601 801	134 68 53
Elbow	139,7		96		80		30	Galv.	3,0	122 602 801	134 68 54
Elbow	139,7		83		80		45	Galv.	3,8	122 603 801	134 69 58
Elbow	139,7		140		80		90	Galv.	5,3	122 604 801	134 69 59
Tee	139,7				80		139,7	Galv.	8,1	122 109 801	134 69 76
Connection with flange	139,7		113			125/2635		Galv.	10,5	111 787 801	134 69 24
Connection with flange	139,7		133			125/2636		Galv.	16,1	111 788 801	134 69 25
Transition	139,7		102		80		88,9	Galv.	2,9	122 897 801	134 70 00
Transition	139,7		89		80		114,3	Galv.	3,1	122 048 801	134 70 01
End cap	139,7		25		80			Galv.	2,0	122 385 801	134 69 88
Welding ring	139,7	2,5	43					Untreated	0,6	120 852 810	134 63 58
Welding ring	139,7	3,3	43					Untreated	0,7	122 852 820	134 63 59
Welding ring	139,7	4,5	43					Untreated	0,7	122 852 830	134 63 60
Valves - Butterfly	139,7		149.4	158.8				Painted	7,6	899 999 991	134 62 17
Tee with threaded outlet	139,7				80		R2"	Galv.	9,6	122 918 801	134 67 02

MOUNTING GREASE & DENSOTAPE

Product	RSK nr.	Order nr.
Grease, tube, 125 g		300 029 000
Grease, can, 1000 g		300 028 000
Densotape, B=100mm, L=10000mm		800 731 000



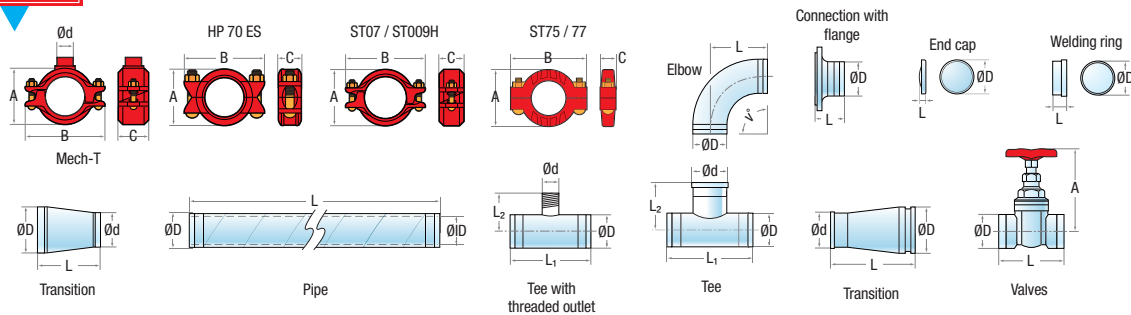
Size Ø 168 mm VICTAULIC

Product	ØD mm	Thickness mm	L mm	A mm	Pressure Bar*	Flange DN/DIN	Angle ° / Outlet	Material / Surface Treatment	Weight kg	Order nr.	RSK nr.
Pipe	168,3	2,1	6000		40			Galv.	54,0	1 137-01	
Pipe	168,3	2,8	600		80			Galv.	8,0	122 446 801	134 67 73
Pipe	168,3	2,8	1000		80			Galv.	13,0	122 762 801	134 67 74
Pipe	168,3	2,8	3000		80			Galv.	50,0	122 763 801	134 67 75
Pipe	168,3	2,8	6000		80			Galv.	70,0	1 138-01	
Roll grooved pipe	168,3	2,5	3000		24			Galv.	32,8	100 445 901	134 64 22
Roll grooved pipe	168,3	2,5	6000		24			Galv.	65,6	100 444 901	134 61 12
Roll grooved pipe	168,3	2,5	3000		24			Painted	30,7	100 445 910	134 64 30
Roll grooved pipe	168,3	2,5	6000		24			Painted	61,3	100 444 910	134 61 20
Roll grooved pipe	168,3	2,5	3000		24			Untreated	30,7	100 445 900	134 64 14
Roll grooved pipe	168,3	2,5	6000		24			Untreated	61,3	100 444 900	134 61 04
Roll grooved pipe	168,3	2,5	9000		24			Untreated	92,0	100 443 900	
Coupling ST07 with gasket	168,3			210				Painted	3,8	120 915 800	134 61 64
Coupling ST75 with gasket	168,3			203	31			Painted	3,0	120 935 800	134 61 65
Coupling ST77 with gasket	168,3			229	80			Painted	5,2	120 811 800	134 61 66
Coupling HP-70ES with gasket	168,3			216				Painted	7,4	120 947 800	134 61 63
Mech-T	168,3			224			3"Grv	Galv.	3,9	1 035-01	134 71 24
Mech-T	168,3			226			2 1/2"Grv	Galv.	3,9	1 036-01	134 71 21
Mech-T	168,3			226			2 1/2"Grv	Painted	3,8	1 036-10	134 72 22
Mech-T	168,3			231			4"Grv	Painted	4,5	1 037-10	134 72 23
Mech-T	168,3			226			1 1/4"Thd	Galv.	2,4	1 027-01	134 71 20
Mech-T	168,3			226			1 1/4"Thd	Painted	2,3	1 027-10	134 72 16
Mech-T	168,3			226			1 1/4"Grv	Galv.	2,1	1 028-01	134 71 19
Mech-T	168,3			226			1 1/4"Grv	Painted	2,0	1 028-10	134 72 17
Mech-T	168,3			226			1 1/2"Thd	Galv.	2,3	1 029-01	134 71 18
Mech-T	168,3			226			1 1/2"Thd	Painted	2,3	1 029-10	134 72 18
Mech-T	168,3			226			1 1/2"Grv	Galv.	2,1	1 030-01	134 71 17
Mech-T	168,3			226			1 1/2"Grv	Painted	1,6	1 030-10	134 72 19
Mech-T	168,3			226			2"Thd	Galv.	2,6	1 031-01	134 71 23
Mech-T	168,3			226			2"Thd	Painted	2,5	1 031-10	134 72 20
Mech-T	168,3			226			2"Grv	Galv.	2,2	1 032-01	134 71 22
Mech-T	168,3			226			2"Grv	Painted	2,2	1 032-10	134 72 21

More products in this size on next page >>

MOUNTING GREASE & DENSOTAPE

Product	RSK nr.	Order nr.
Grease, tube, 125 g		300 029 000
Grease, can, 1000 g		300 028 000
Densotape, B=100mm, L=10000mm		800 731 000



Size Ø 168 mm VICTAULIC

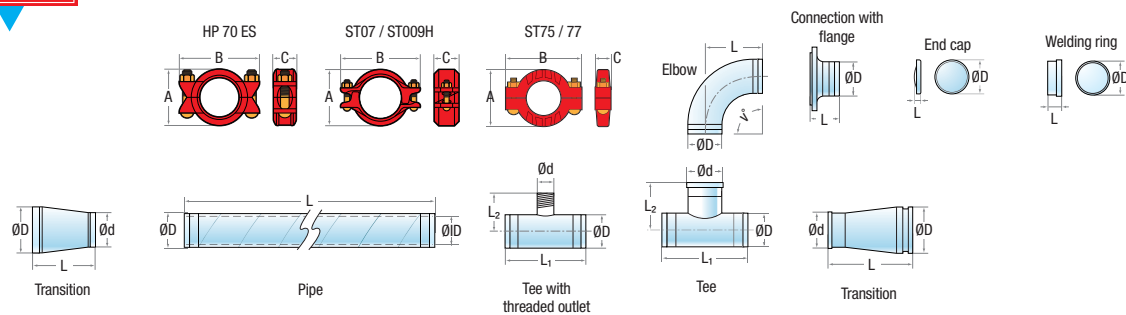
Product	ØD mm	Thickness mm	L mm	A mm	Pressure Bar*	Flange DN/DIN	Angle ° / Outlet	Material / Surface Treatment	Weight kg	Order nr.	RSK nr.
Rubber gasket	168,3							EPDM	0,2	120 806 801	134 61 78
Rubber gasket	168,3							EPDM	0,2	120 810 801	134 63 06
Rubber gasket	168,3							Nitrile	0,2	120 806 802	134 63 07
Elbow	168,3		159		80		22,5	Galv.	5,5	122 378 801	134 69 61
Elbow	168,3		55		80		7,5	Galv.	6,2	122 376 801	134 68 55
Elbow	168,3		51		80		11,25	Galv.	3,2	122 380 801	134 69 60
Elbow	168,3		76		80		45	Galv.	4,9	122 379 801	134 69 62
Elbow	168,3		127		80		90	Galv.	7,8	122 381 801	134 69 63
Elbow	168,3		224		20		90	Galv.	6,3	1 063-01	134 70 69
Elbow	168,3		224		20		90	Painted	5,4	1 063-10	134 72 65
Elbow	168,3		211		20		45	Galv.	5,0	1 074-01	134 70 68
Elbow	168,3		211		20		45	Painted	4,8	1 074-10	134 72 59
Tee	168,3				80		60,3	Galv.	11,7	122 736 801	134 69 77
Tee	168,3				80		76,1	Galv.	11,7	122 720 801	134 69 78
Tee	168,3				80		168,3	Galv.	11,7	122 115 801	134 69 79
Tee	168,3				20		168,3	Galv.	9,7	1 069-01	134 71 37
Tee	168,3				20		168,3	Painted	9,3	1 069-10	134 72 71
Transition, VIC-K10	168,3		87		40		152,4	Galv.	3,0	111 874 801	134 70 30
Connection with flange	168,3		120			150/2635		Galv.	12,6	111 765 801	134 69 26
Connection with flange	168,3		140			150/2636		Galv.	23,3	111 766 801	134 70 27
Transition	168,3		102		80		60,3	Galv.	3,0	122 858 801	134 70 02
Transition	168,3		102		80		88,9	Galv.	2,9	122 859 801	134 70 03
Transition	168,3		102		80		114,3	Galv.	2,9	122 876 801	134 70 05
Transition	168,3		102		80		139,7	Galv.	2,9	122 875 801	134 70 06
End cap	168,3		25		80			Galv.	2,8	122 383 801	134 69 89
Welding ring	168,3	2,6	43					Untreated	0,9	122 855 810	134 63 75
Welding ring	168,3	3,3	43					Untreated	1,0	122 855 820	134 63 62
Welding ring	168,3	6,1	43					Untreated	1,0	122 855 840	134 63 63
Valves - Ball	168,3		257	165				Painted	35,7	899 999 993	134 62 19
Valves - Butterfly	168,3		149.4	171.5				Painted	9,1	899 999 999	134 62 18
Tee with threaded outlet	168,3				80		R2"	Galv.	15,1	122 719 801	134 67 03

<< More products in this size on previous page

MOUNTING GREASE & DENSOTAPE

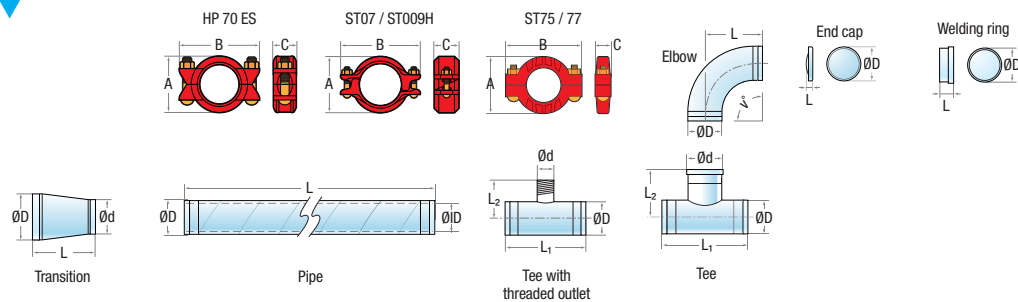
Product	RSK nr.	Order nr.
Grease, tube, 125 g		300 029 000
Grease, can, 1000 g		300 028 000
Densotape, B=100mm, L=10000mm		800 731 000

Alvenius® Hot Dip Galvanized with Victaulic type coupling



Size Ø 219 mm VICTAULIC

Product	ØD mm	Thickness mm	L mm	A mm	Pressure Bar*	Flange DN/DIN	Angle ° / Outlet	Material / Surface Treatment	Weight kg	Order nr.	RSK nr.
Pipe	219,1	3,0	1000		80			Galv.	21,0	122 403 801	134 67 79
Pipe	219,1	3,0	3000		80			Galv.	70,0	122 404 801	134 67 80
Pipe	219,1	3,0	6000		44			Galv.	98,0	100 885 101	
Pipe	219,1	3,6	600		80			Galv.	13,0	122 920 801	134 67 78
Pipe	219,1	3,6	6000		80			Galv.	116,0	122 407 801	
Roll grooved pipe	219,1	3,6	3000		17			Galv.	61,4	122 877 901	134 64 23
Roll grooved pipe	219,1	3,6	6000		17			Galv.	122,8	122 878 901	134 61 13
Roll grooved pipe	219,1	3,6	3000		17			Painted	57,4	122 877 910	134 64 31
Roll grooved pipe	219,1	3,6	6000		17			Painted	114,7	122 878 910	134 61 21
Roll grooved pipe	219,1	3,6	3000		17			Untreated	57,4	122 877 900	134 64 15
Roll grooved pipe	219,1	3,6	6000		17			Untreated	114,7	122 878 900	134 61 05
Roll grooved pipe	219,1	3,6	9000		17			Untreated	172,2	122 879 900	
Coupling ST07 with gasket	219,1			268				Painted	6,8	120 949 800	134 61 68
Coupling ST75 with gasket	219,1			260	31			Painted	5,6	120 936 800	134 61 69
Coupling ST77 with gasket	219,1			298	80			Painted	9,1	120 804 800	134 61 70
Coupling HP-70ES with gasket	219,1			279				Painted	11,8	120 948 800	134 61 67
Rubber gasket	219,1							EPDM	0,3	120 807 801	134 61 79
Rubber gasket	219,1							EPDM	0,3	120 817 801	134 63 08
Rubber gasket	219,1							Nitrile	0,3	120 821 802	134 63 09
Elbow	219,1		65		80		7,5	Galv.	6,9	122 641 801	134 68 56
Elbow	219,1		51		80		11,25	Galv.	4,6	122 645 801	134 69 64
Elbow	219,1		197		80		22,5	Galv.	9,1	122 643 801	134 69 65
Elbow	219,1		108		80		45	Galv.	9,3	122 644 801	134 69 66
Elbow	219,1		197		80		90	Galv.	13,6	122 646 801	134 69 67
Elbow	219,1		283		20		90	Galv.	12,4	1 064-01	134 70 71
Elbow	219,1		283		20		90	Painted	12,3	1 064-10	134 72 66
Elbow	219,1		262		20		45	Galv.	9,3	1 075-01	134 70 70
Elbow	219,1		262		20		45	Painted	9,0	1 075-10	134 72 60
Tee	219,1				80		168,3	Galv.	19,2	122 731 801	134 69 80
Tee	219,1				80		219,1	Galv.	21,6	122 120 801	134 69 81
Tee	219,1				20		219,1	Galv.	19,0	1 070-01	134 71 38
Tee	219,1				20		219,1	Painted	18,3	1 070-10	134 72 72
Transition, VIC-K10	219,1		148		16		203	Galv.	8,0	111 879 801	134 70 31
Connection with flange	219,1		133			200/2635		Galv.	22,1	111 792 801	134 69 27
Connection with flange	219,1		155			200/2636		Galv.	36,8	111 793 801	134 69 28
Transition	219,1		127		80		168,3	Galv.	5,4	122 877 801	134 70 09
Transition	219,1		127		80		114,3	Galv.	5,4	122 890 801	134 70 07
Transition	219,1		127		80		139,7	Galv.	5,2	122 054 801	134 70 08
End cap	219,1		30		80			Galv.	5,9	122 384 801	134 69 90
Welding ring	219,1	3,6	43					Untreated	1,5	122 865 810	134 63 76
Welding ring	219,1	4,2	43					Untreated	1,5	122 865 820	134 63 65
Welding ring	219,1	7,7	43					Untreated	2,1	122 865 840	134 63 66
Tee with threaded outlet	219,1				80		R2"	Galv.	25,0	122 916 801	134 67 04



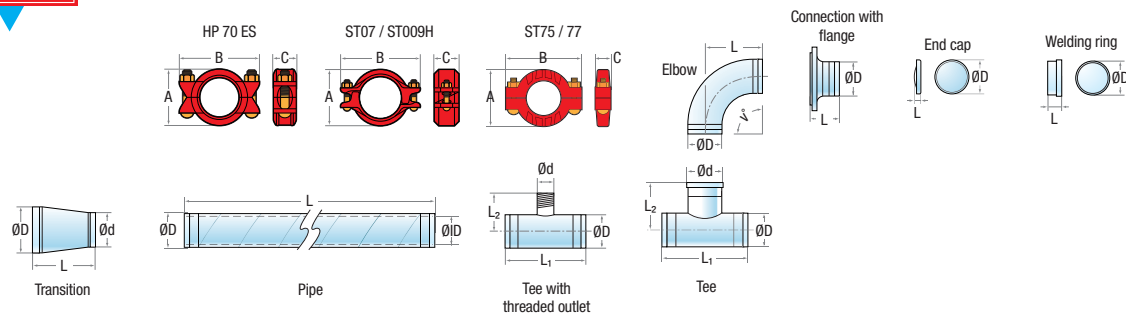
Size Ø 273 mm VICTAULIC

Product	ØD mm	Thickness mm	L mm	A mm	Pressure Bar*	Flange DN/DIN	Angle ° / Outlet	Material / Surface Treatment	Weight kg	Order nr.	RSK nr.
Pipe	273,0	3,0	3000		35			Galv.	64,0	100 329 801	134 70 48
Pipe	273,0	3,0	6000		35			Galv.	129,0	1 139-01	
Pipe	273,0	3,6	600		65			Galv.	16,0	122 340 801	134 67 83
Pipe	273,0	3,6	1000		65			Galv.	25,0	122 325 801	134 67 84
Pipe	273,0	3,6	3000		65			Galv.	73,0	122 327 801	134 67 85
Pipe	273,0	3,6	6000		65			Galv.	146,0	1 140-01	
Pipe	273,0	4,4	600		80			Galv.	20,0	122 343 801	134 67 87
Pipe	273,0	4,4	1000		80			Galv.	32,0	122 345 801	134 67 88
Pipe	273,0	4,4	3000		80			Galv.	96,0	122 346 801	134 67 89
Pipe	273,0	4,4	6000		80			Galv.	176,0	1 141-01	
Roll grooved pipe	273,0	3,6	3000		17			Galv.	76,8	122 773 901	134 64 24
Roll grooved pipe	273,0	3,6	6000		17			Galv.	153,5	122 771 901	134 61 14
Roll grooved pipe	273,0	3,6	3000		17			Painted	71,8	122 773 910	134 64 32
Roll grooved pipe	273,0	3,6	6000		17			Painted	143,5	122 771 910	134 61 22
Roll grooved pipe	273,0	3,6	3000		17			Untreated	71,8	122 773 900	134 64 16
Roll grooved pipe	273,0	3,6	6000		17			Untreated	143,5	122 771 900	134 61 06
Coupling ST07 with gasket	273,0			327				Painted	10,7	120 916 800	134 63 91
Coupling ST77 with gasket	273,0			343	80			Painted	12,8	120 825 800	134 61 71
Coupling HP-70ES with gasket	273,0			346				Painted	14,9	120 827 800	134 63 90
Rubber gasket	273,0							EPDM	0,4	120 799 801	134 61 80
Elbow	273,0		75		80		7,5	Galv.	6,9	122 669 801	134 68 57
Elbow	273,0		100		80		15	Galv.	6,9	122 670 801	134 68 58
Elbow	273,0		152		80		30	Galv.	11,0	122 671 801	134 68 59
Elbow	273,0		121		80		45	Galv.	17,0	122 672 801	134 69 68
Elbow	273,0		229		80		90	Galv.	28,7	122 674 801	134 69 69
Elbow	273,0		366		20		90	Painted	23,5	1 078-10	134 72 96
Elbow	273,0		303		20		45	Painted	14,5	1 082-10	134 73 00
Tee	273,0				80		273	Galv.	44,9	122 735 801	134 69 82
Tee	273,0				20		273	Painted	31,5	1 086-10	134 73 04
Connection with flange	273,0		175			250/2636		Galv.	0,0	111 798 801	
Connection with flange	273,0		155			250/2635		Galv.	0,0	111 797 801	
Connection with flange	273,0		175			250/2636		Untreated	0,0	111 798 800	
Connection with flange	273,0		155			250/2635		Untreated	0,0	111 797 800	
Transition	273,0		278		80		219,1	Galv.	8,9	122 882 801	134 70 10
End cap	273,0		32		80			Galv.	9,5	122 369 801	134 69 91
Welding ring	273,0	3,7	48					Untreated	1,9	122 356 810	134 63 77
Welding ring	273,0	4,3	48					Untreated	1,9	122 356 820	134 63 67
Welding ring	273,0	5,1	48					Untreated	1,9	122 356 830	134 63 68
Welding ring	273,0	8,8	48					Untreated	2,0	122 356 850	134 63 69
Tee with threaded outlet	273,0				80		R2"	Galv.	34,4	122 742 801	134 67 05

MOUNTING GREASE & DENSOTAPE

Product	RSK nr.	Order nr.
Grease, tube, 125 g		300 029 000
Grease, can, 1000 g		300 028 000
Densotape, B=100mm, L=10000mm		800 731 000

Alvenius® Hot Dip Galvanized with Victaulic type coupling

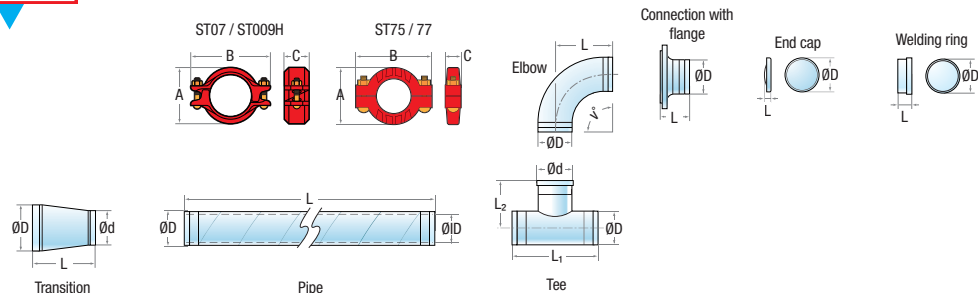


Size Ø 323 mm VICTAULIC

Product	ØD mm	Thickness mm	L mm	A mm	Pressure Bar*	Flange DN/DIN	Angle ° / Outlet	Material / Surface Treatment	Weight kg	Order nr.	RSK nr.
Pipe	323,0	3,0	200		68			Galv.	8,0	100 758 801	134 70 49
Pipe	323,0	3,0	600		30			Galv.	18,0	100 767 801	134 67 92
Pipe	323,0	3,0	3000		30			Galv.	77,0	100 765 801	134 67 93
Pipe	323,0	3,0	6000		30			Galv.	147,0	1 142-01	
Pipe	323,0	4,4	600		68			Galv.	24,0	122 862 801	134 67 95
Pipe	323,0	4,4	3000		68			Galv.	109,0	122 863 801	134 67 96
Pipe	323,0	4,4	6000		68			Galv.	210,0	1 143-01	
Pipe	323,0	5,7	600		80			Galv.	29,0	122 960 801	134 67 98
Pipe	323,0	5,7	3000		80			Galv.	138,0	122 316 801	134 67 99
Pipe	323,0	5,7	6000		80			Galv.	266,0	1 144-01	
Roll grooved pipe	323,0	4,4	3000		14			Galv.	111,3	122 863 901	134 64 25
Roll grooved pipe	323,0	4,4	6000		14			Galv.	222,6	122 864 901	134 61 15
Roll grooved pipe	323,0	4,4	3000		14			Painted	103,7	122 863 910	134 64 33
Roll grooved pipe	323,0	4,4	6000		14			Painted	207,4	122 864 910	134 61 23
Roll grooved pipe	323,0	4,4	3000		14			Untreated	104,0	122 863 900	134 64 17
Roll grooved pipe	323,0	4,4	6000		14			Untreated	207,4	122 864 900	134 61 07
Coupling ST07 with gasket	323,0			377				Painted	12,8	120 917 800	134 61 73
Coupling ST77 with gasket	323,0			394	80			Painted	15,5	120 826 800	134 61 74
Coupling HP-70ES with gasket	323,0			397				Painted	20,9	120 918 800	134 61 72
Rubber gasket	323,0							EPDM	0,5	120 800 801	134 61 81
Elbow	323,0		80		80		7,5	Galv.	12,7	122 697 801	134 68 60
Elbow	323,0		110		80		15	Galv.	17,3	122 698 801	134 68 61
Elbow	323,0		172		80		30	Galv.	26,7	122 699 801	134 68 62
Elbow	323,0		323		80		45	Galv.	40,0	122 703 801	134 69 70
Elbow	323,0		507		80		90	Galv.	80,0	122 702 801	134 69 71
Elbow	323,0		416		20		90	Painted	41,1	1 079-10	134 72 97
Elbow	323,0		342		20		45	Painted	19,3	1 083-10	134 73 01
Tee	323,0				80		323	Galv.	60,3	122 905 801	134 69 83
Tee	323,0				20		323	Painted	55,5	1 087-10	134 73 05
Connection with flange	323,0		190			300/2635		Galv.	52,5	111 804 801	134 70 28
Transition	323,0		178		80		273	Galv.	17,7	122 207 801	134 70 11
End cap	323,0		32		55			Galv.	16,2	122 370 801	134 69 92
Welding ring	323,0	3,8	48					Untreated	2,6	122 844 810	134 63 70
Welding ring	323,0	5,2	48					Untreated	2,7	122 844 840	134 63 71
Welding ring	323,0	6,5	48					Untreated	3,2	122 844 850	134 63 72
Tee with threaded outlet	323,0				36		R2"	Galv.	44,8	122 497 801	134 67 06

MOUNTING GREASE & DENSOTAPE

Product	RSK nr.	Order nr.
Grease, tube, 125 g		300 029 000
Grease, can, 1000 g		300 028 000
Densotape, B=100mm, L=10000mm		800 731 000



Size Ø 406 mm VICTAULIC

Product	ØD mm	Thickness mm	L mm	A mm	Pressure Bar*	Flange DN/DIN	Angle ° / Outlet	Material / Surface Treatment	Weight kg	Order nr.	RSK nr.
Pipe	406,4	4,4	600		21			Galv.	26,0	122 871 801	134 68 01
Pipe	406,4	4,4	1000		21			Galv.	48,0	122 872 801	134 68 02
Pipe	406,4	4,4	3000		21			Galv.	138,0	122 873 801	134 68 03
Pipe	406,4	4,4	6000		21			Galv.	263,0	1 145-01	
Coupling ST07 with gasket	406,4			467				Painted	18,7	120 950 800	
Coupling ST77 with gasket	406,4			483	21			Painted	23,2	120 828 800	
Rubber gasket	406,4							EPDM	0,6	120 801 801	
Elbow	406,4		100		31		7,5	Galv.	16,1	110 753 801	134 66 80
Elbow	406,4		140		31		15	Galv.	21,9	110 754 801	134 66 81
Elbow	406,4		223		31		30	Galv.	21,9	110 755 801	134 66 82
Elbow	406,4		313		31		45	Galv.	43,4	110 756 801	134 66 84
Elbow	406,4		670		31		90	Galv.	75,4	100 758 801	
Tee	406,4				21		406,4	Galv.	67,2	111 725 801	134 68 97
Connection with flange	406,4		145			400/2033		Galv.	47,4	111 811 801	134 69 29
Transition	406,4		465		21		323	Galv.	48,2	111 883 801	134 69 10
End cap	406,4		40		25			Galv.	42,0	122 371 801	134 69 46
Welding ring	406,4	5,0	58					Untreated	4,2	120 391 810	134 63 73

Size Ø 508 mm VICTAULIC

Product	ØD mm	Thickness mm	L mm	A mm	Pressure Bar*	Flange DN/DIN	Angle ° / Outlet	Material / Surface Treatment	Weight kg	Order nr.	RSK nr.
Pipe	508,0	4,4	600		21			Galv.	33,0	122 910 801	134 68 05
Pipe	508,0	4,4	1000		21			Galv.	54,0	122 911 801	134 68 06
Pipe	508,0	4,4	3000		21			Galv.	163,0	122 912 801	134 68 07
Pipe	508,0	4,4	6000		21			Galv.	315,0	1 147-01	
Coupling ST07 with gasket	508,0			582				Painted	30,5	120 952 800	
Coupling ST77 with gasket	508,0			597	21			Painted	41,4	120 951 800	
Rubber gasket	508,0							EPDM	0,9	120 802 801	
Elbow	508,0		110		25		7,5	Galv.	23,3	110 850 801	134 66 86
Elbow	508,0		160		25		15	Galv.	31,7	110 851 801	134 66 87
Elbow	508,0		264		25		30	Galv.	48,4	110 852 801	134 66 88
Elbow	508,0		376		25		45	Galv.	63,0	110 853 801	134 66 89
Elbow	508,0		822		25		90	Galv.	110,0	110 854 801	134 66 90
End cap	508,0		40		25			Galv.	66,0	122 372 801	134 69 47
Welding ring	508,0	6,3	58					Untreated	7,0	120 392 820	134 63 74

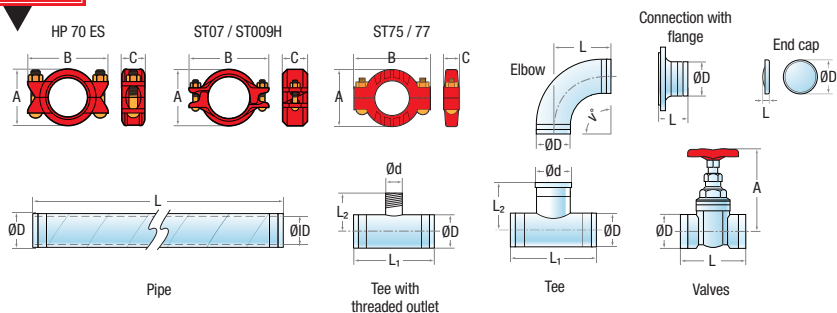
MOUNTING GREASE & DENSOTAPE

Product	RSK nr.	Order nr.
Grease, tube, 125 g		300 029 000
Grease, can, 1000 g		300 028 000
Densotape, B=100mm, L=10000mm		800 731 000

Alvenius TP coated

Victaulic 89 – 508 mm



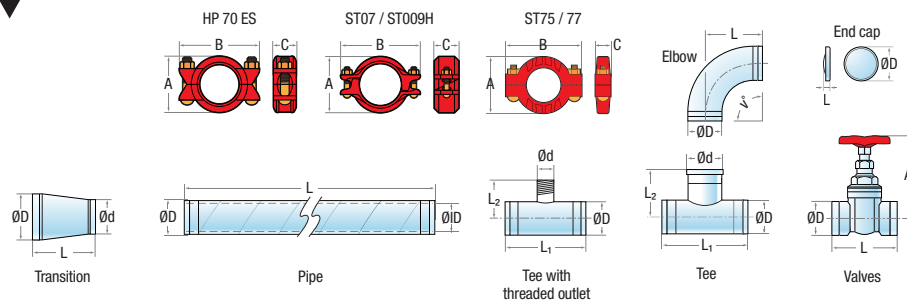


Size Ø 89 mm VICTAULIC

Product	ØD mm	Thickness mm	L mm	A mm	Pressure Bar*	Flange DN/DIN	Angle ° / Outlet	Material / Surface Treatment	Weight kg	Order nr.	RSK nr.
Pipe	88,9	2,0	3000		49			TP	15,0	100 093 807	134 64 86
Pipe	88,9	2,0	6000		48			TP	28,0	1 150-05	
Pipe	88,9	2,0	6000		48			TP	28,0	1 150-05	
Pipe	88,9	2,2	200		49			TP	1,4	122 549 807	134 64 88
Pipe	88,9	2,2	500		49			TP	2,9	122 094 807	134 64 89
Pipe	88,9	2,2	600		45			TP	3,4	122 551 807	134 64 90
Pipe	88,9	2,2	600		80			TP	3,5	122 551 805	134 61 83
Pipe	88,9	2,2	1000		49			TP	5,3	122 091 807	134 64 91
Pipe	88,9	2,2	1000		80			TP	4,3	122 091 805	134 61 84
Pipe	88,9	2,2	3000		80			TP	22,0	122 093 805	134 61 85
Pipe	88,9	2,2	6000		80			TP	29,0	1 151-05	
Coupling ST07 with gasket	88,9			115				Painted	1,4	120 912 800	134 61 53
Coupling ST75 with gasket	88,9			114	35			Painted	1,3	120 932 800	134 61 54
Coupling ST77 with gasket	88,9			127	80			Painted	1,7	120 809 800	134 61 55
Coupling ST009H with gasket	88,9			128				Painted	1,4	120 839 800	134 63 88
Coupling HP-70ES with gasket	88,9			119				Painted	2,1	120 945 800	134 61 52
Rubber gasket	88,9							EPDM	0,1	120 449 801	134 61 75
Elbow	88,9		38		80		11,25	TP	1,0	122 507 805	134 62 56
Elbow	88,9		48		80		7,5	TP	0,6	122 508 805	134 62 55
Elbow	88,9		114		80		22,5	TP	1,4	122 510 805	134 62 57
Elbow	88,9		64		80		45	TP	1,4	122 511 805	134 63 95
Elbow	88,9		108		80		90	TP	2,0	122 513 805	134 62 60
Elbow	88,9		221		80		15	TP	1,8	110 509 807	134 64 46
Elbow	88,9		116		80		7,5	TP	1,8	110 508 807	134 64 45
Elbow	88,9		186		80		30	TP	1,6	110 510 807	134 64 47
Elbow	88,9		186		80		45	TP	1,8	110 511 807	134 64 48
Elbow	88,9		202		80		90	TP	2,9	110 513 807	134 64 49
Tee	88,9				80		88,9	TP	3,1	112 100 807	134 65 70
Connection with flange	88,9		95			80/2633		TP	4,0	111 775 807	134 65 28
End cap	88,9		22		80			TP	0,9	122 345 805	134 63 30
Valves - Butterfly	88,9		95.8	114.3				Painted	2,7	899 999 992	134 62 15
Tee with threaded outlet	88,9				80		R2"	TP	5,1	122 740 805	134 61 97
Tee with threaded outlet	88,9				80		R2"	TP	8,6	122 740 807	134 70 54

MOUNTING GREASE & DENSOTAPE

Product	RSK nr.	Order nr.
Grease, tube, 125 g		300 029 000
Grease, can, 1000 g		300 028 000
Densotape, B=100mm, L=10000mm		800 731 000

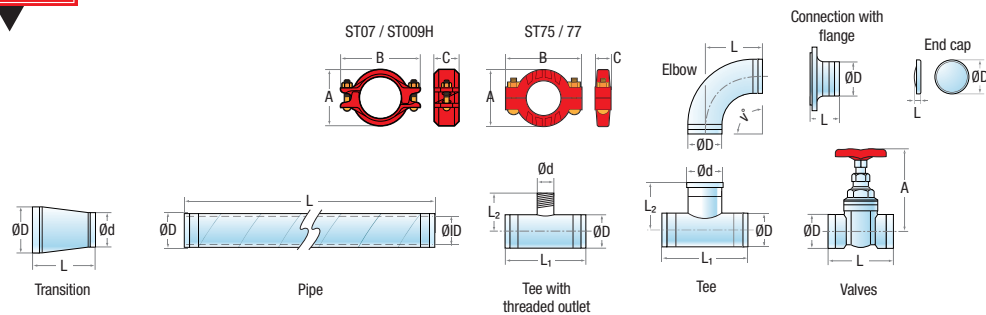


Size Ø 114 mm VICTAULIC

Product	ØD mm	Thickness mm	L mm	A mm	Pressure Bar*	Flange DN/DIN	Angle ° / Outlet	Material / Surface Treatment	Weight kg	Order nr.	RSK nr.
Pipe	114,3	2,0	6000		41			TP	36,0	100 422 805	
Pipe	114,3	2,7	200		80			TP	2,1	122 433 807	134 64 93
Pipe	114,3	2,7	500		80			TP	4,3	122 438 807	134 64 94
Pipe	114,3	2,7	600		80			TP	5,7	122 434 807	134 64 95
Pipe	114,3	2,7	600		80			TP	5,0	122 434 805	134 61 90
Pipe	114,3	2,7	1000		80			TP	8,0	122 435 805	134 61 91
Pipe	114,3	2,7	3000		38			TP	25,0	122 437 807	134 64 97
Pipe	114,3	2,7	3000		80			TP	25,0	122 437 805	134 61 92
Pipe	114,3	2,7	6000		80			TP	46,0	1 135-05	
Pipe	114,3	2,9	1000		38			TP	8,8	100 435 807	134 64 96
Coupling ST07 with gasket	114,3			148				Painted	2,4	120 913 800	134 61 57
Coupling ST75 with gasket	114,3			149	35			Painted	1,8	120 933 800	134 61 58
Coupling ST77 with gasket	114,3			162	80			Painted	3,0	120 943 800	134 61 59
Coupling ST009H with gasket	114,3			157				Painted	2,4	120 840 800	134 63 89
Coupling HP-70ES with gasket	114,3			152				Painted	3,7	120 946 800	134 61 56
Rubber gasket	114,3							EPDM	0,2	120 805 801	134 61 76
Rubber gasket	114,3							Nitrile	0,2	120 805 802	134 63 04
Elbow	114,3		48		80		7,5	TP	1,6	122 543 805	134 63 96
Elbow	114,3		44		80		11,25	TP	1,2	122 542 805	134 63 97
Elbow	114,3		73		80		22,5	TP	2,0	122 545 805	134 63 98
Elbow	114,3		76		80		45	TP	2,4	122 546 805	134 63 99
Elbow	114,3		127		80		90	TP	3,6	122 548 805	134 64 00
Elbow	114,3		102		80		7,5	TP	1,4	110 543 807	134 64 50
Elbow	114,3		109		55		15	TP	1,7	110 544 807	134 64 51
Elbow	114,3		186		80		30	TP	2,1	110 545 807	134 64 52
Elbow	114,3		236		80		45	TP	2,6	110 546 807	134 64 53
Elbow	114,3		255		80		90	TP	3,8	110 548 807	134 64 54
Tee	114,3				80		60,3	TP	5,1	122 737 805	134 62 92
Tee	114,3				80		114,3	TP	6,0	122 105 805	134 62 93
Tee	114,3				80		114,3	TP	6,0	112 105 807	134 65 71
Connection with flange	114,3		109			100/2635		TP	6,8	111 782 805	134 63 23
Connection with flange	114,3		110			100/2635		TP	6,8	111 782 807	134 65 29
Transition	114,3		76		80		88,9	TP	1,4	122 870 805	134 63 12
Transition	114,3		190		80		88,9	TP	1,9	122 870 807	134 64 34
End cap	114,3		25		80			TP	1,1	122 355 805	134 63 31
Valves - Butterfly	114,3		117.6	133.4				Painted	4,2	899 999 996	134 62 16
Tee with threaded outlet	114,3				80		R2"	TP	7,0	122 717 805	134 61 98
Tee with threaded outlet	114,3				80		R2"	TP	12,5	122 717 807	134 70 55

MOUNTING GREASE & DENSOTAPE

Product	RSK nr.	Order nr.
Grease, tube, 125 g		300 029 000
Grease, can, 1000 g		300 028 000
Densotape, B=100mm, L=10000mm		800 731 000

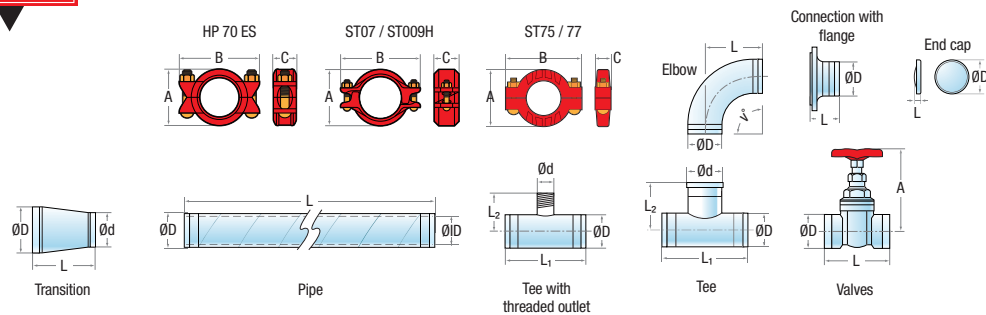


Size Ø 139 mm VICTAULIC

Product	ØD mm	Thickness mm	L mm	A mm	Pressure Bar*	Flange DN/DIN	Angle ° / Outlet	Material / Surface Treatment	Weight kg	Order nr.	RSK nr.
Pipe	139,7	2,1	600		47			TP	5,1	122 831 807	134 64 98
Pipe	139,7	2,1	1000		47			TP	8,1	122 832 807	134 64 99
Pipe	139,7	2,1	3000		47			TP	23,0	122 833 807	134 65 00
Pipe	139,7	2,1	6000		47			TP	44,0	1 136-05	
Pipe	139,7	3,3	200		39			TP	1,9	122 818 807	134 65 02
Pipe	139,7	3,3	500		39			TP	4,3	122 819 807	134 65 03
Pipe	139,7	3,3	600		80			TP	7,0	122 829 805	134 62 22
Pipe	139,7	3,3	1000		80			TP	12,0	122 820 805	134 62 23
Pipe	139,7	3,3	3000		80			TP	40,0	122 821 805	134 62 24
Pipe	139,7	3,3	6000		80			TP	67,0	122 823 805	
Coupling ST07 with gasket	139,7			176				Painted	3,4	120 914 800	134 61 60
Coupling ST75 with gasket	139,7			170	31			Painted	2,4	120 937 800	134 61 61
Coupling ST77 with gasket	139,7			193	80			Painted	4,8	120 813 800	134 61 62
Rubber gasket	139,7							EPDM	0,2	120 798 801	134 61 77
Rubber gasket	139,7							Nitrile	0,2	120 798 802	134 63 05
Elbow	139,7		53		80		7,5	TP	1,7	122 600 805	134 62 62
Elbow	139,7		53		80		15	TP	1,7	122 601 805	134 62 63
Elbow	139,7		96		80		30	TP	2,8	122 602 805	134 62 64
Elbow	139,7		83		80		45	TP	3,5	122 603 805	134 62 65
Elbow	139,7		140		80		90	TP	5,5	122 604 805	134 62 66
Elbow	139,7		122		80		15	TP	2,2	110 601 807	134 64 56
Elbow	139,7		207		80		30	TP	3,1	110 602 807	134 64 57
Elbow	139,7		254		80		45	TP	3,8	110 603 807	134 64 58
Elbow	139,7		114		80		7,5	TP	2,6	110 600 807	134 64 55
Elbow	139,7		302		80		90	TP	6,9	110 604 807	134 64 59
Tee	139,7				80		139,7	TP	8,1	122 109 805	134 62 94
Tee	139,7				80		139,7	TP	8,4	112 109 807	134 65 72
Connection with flange	139,7		113			125/2635		TP	10,0	111 787 805	134 63 24
Connection with flange	139,7		133			125/2636		TP	16,1	111 788 805	134 63 25
Connection with flange	139,7		113			125/2635		TP	10,0	111 787 807	134 65 30
Connection with flange	139,7		131			125/2636		TP	16,1	111 788 807	134 65 31
Transition	139,7		102		80		88,9	TP	2,9	122 897 805	134 63 14
Transition	139,7		89		80		114,3	TP	1,9	122 048 805	134 63 13
Transition	139,7		217		80		88,9	TP	2,9	122 897 807	134 64 35
Transition	139,7		217		80		114,3	TP	3,1	122 048 807	134 64 36
End cap	139,7		25		80			TP	2,0	122 385 805	134 63 32
End cap	139,7		25		80			TP	2,5	110 382 807	134 64 33
Valves - Butterfly	139,7		149.4	158.8				Painted	7,6	899 999 991	134 62 17
Tee with threaded outlet	139,7				80		R2"	TP	9,6	122 918 805	134 61 99
Tee with threaded outlet	139,7				80		R2"	TP	15,5	122 918 807	134 70 56

MOUNTING GREASE & DENSOTAPE

Product	RSK nr.	Order nr.
Grease, tube, 125 g		300 029 000
Grease, can, 1000 g		300 028 000
Densotape, B=100mm, L=10000mm		800 731 000



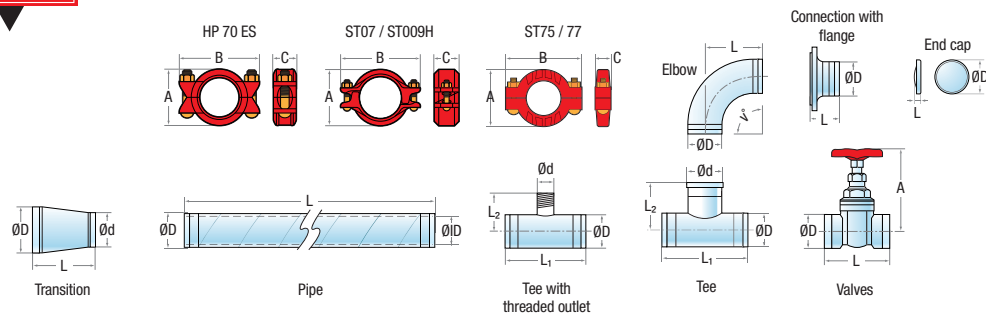
Size Ø 168 mm VICTAULIC

Product	ØD mm	Thickness mm	L mm	A mm	Pressure Bar*	Flange DN/DIN	Angle ° / Outlet	Material / Surface Treatment	Weight kg	Order nr.	RSK nr.
Pipe	168,3	2,1	6000		40			TP	54,0	1 137-05	
Pipe	168,3	2,8	200		80			TP	3,6	122 451 807	134 65 04
Pipe	168,3	2,8	500		80			TP	6,5	122 761 807	134 65 05
Pipe	168,3	2,8	600		80			TP	8,1	122 446 807	134 65 06
Pipe	168,3	2,8	600		80			TP	8,0	122 446 805	134 62 27
Pipe	168,3	2,8	1000		80			TP	13,0	122 762 805	134 62 28
Pipe	168,3	2,8	1000		80			TP	13,0	122 762 807	134 65 07
Pipe	168,3	2,8	3000		80			TP	39,0	122 763 807	134 65 08
Pipe	168,3	2,8	3000		80			TP	50,0	122 763 805	134 62 29
Pipe	168,3	2,8	6000		80			TP	70,0	1 138-05	
Coupling ST07 with gasket	168,3			210				Painted	3,8	120 915 800	134 61 64
Coupling ST75 with gasket	168,3			203	31			Painted	3,0	120 935 800	134 61 65
Coupling ST77 with gasket	168,3			229	80			Painted	5,2	120 811 800	134 61 66
Coupling HP-70ES with gasket	168,3			216				Painted	7,4	120 947 800	134 61 63
Rubber gasket	168,3							EPDM	0,2	120 806 801	134 61 78
Rubber gasket	168,3							EPDM	0,2	120 810 801	134 63 06
Rubber gasket	168,3							Nitrile	0,2	120 806 802	134 63 07
Elbow	168,3		55		80		7,5	TP	2,2	122 376 805	134 62 67
Elbow	168,3		51		80		11,25	TP	2,5	122 380 805	134 62 68
Elbow	168,3		159		80		22,5	TP	4,5	122 378 805	134 62 69
Elbow	168,3		89		80		45	TP	5,4	122 379 805	134 62 70
Elbow	168,3		274		80		90	TP	8,7	122 381 805	134 62 71
Elbow	168,3		130		80		7,5	TP	3,0	122 376 807	134 64 60
Elbow	168,3		130		80		15	TP	3,0	112 377 807	134 64 61
Elbow	168,3		208		80		30	TP	4,5	112 378 807	134 64 62
Elbow	168,3		239		80		45	TP	5,5	112 379 807	134 64 63
Elbow	168,3		354		80		90	TP	5,9	112 381 807	136 44 64
Tee	168,3				80		R2"	TP	9,8	122 736 805	134 62 96
Tee	168,3				80		76,1	TP	11,7	122 720 805	134 62 97
Tee	168,3				80		168,3	TP	11,7	122 115 805	134 62 95
Tee	168,3				80		114,3	TP	8,0	111 723 807	134 65 74
Tee	168,3				80		139,7	TP	9,0	111 724 807	134 65 75
Tee	168,3				80		168,3	TP	12,7	112 115 807	134 65 76
Tee	168,3				80		60,3	TP	9,0	111 736 807	134 65 73
Connection with flange	168,3		120			150/2635		TP	11,9	111 765 805	134 63 27
Connection with flange	168,3		140			150/2636		TP	22,1	111 766 805	134 63 26
Connection with flange	168,3		140			150/2636		TP	23,0	111 766 807	134 65 32
Connection with flange	168,3		120			150/2635		TP	14,8	111 765 807	134 65 33

More products in this size on next page >>

MOUNTING GREASE & DENSOTAPE

Product	RSK nr.	Order nr.
Grease, tube, 125 g		300 029 000
Grease, can, 1000 g		300 028 000
Densotape, B=100mm, L=10000mm		800 731 000



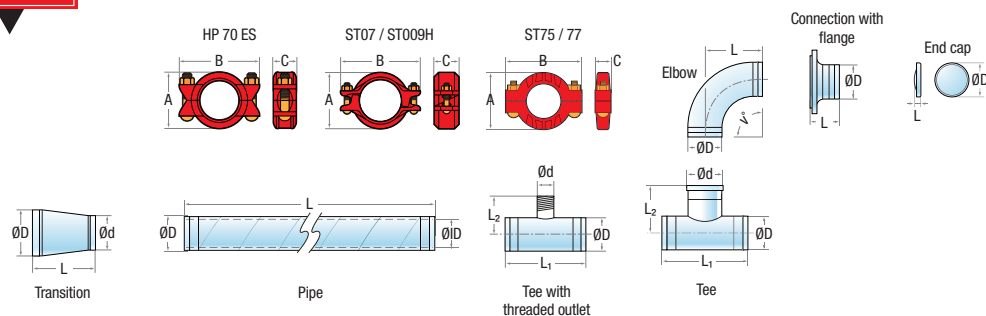
Size Ø 168 mm VICTAULIC

Product	ØD mm	Thickness mm	L mm	A mm	Pressure Bar*	Flange DN/DIN	Angle ° / Outlet	Material / Surface Treatment	Weight kg	Order nr.	RSK nr.
Transition	168,3		102		80		88,9	TP	2,9	122 859 805	134 63 17
Transition	168,3		102		80		114,3	TP	2,9	122 876 805	134 63 15
Transition	168,3		102		80		139,7	TP	2,9	122 875 805	134 63 16
Transition	168,3		230		80		114,3	TP	4,3	122 876 807	134 64 38
Transition	168,3		230		80		139,7	TP	4,3	122 875 807	134 64 39
Transition	168,3		230		80		88,9	TP	4,0	122 859 807	134 64 37
End cap	168,3		25		80			TP	2,9	122 383 805	134 63 33
Valves - Ball	168,3		257	165				Painted	35,7	899 999 993	134 62 19
Valves - Butterfly	168,3		149.4	171.5				Painted	9,1	899 999 999	134 62 18
Tee with threaded outlet	168,3				80		R2"	TP	15,1	122 719 805	134 62 00
Tee with threaded outlet	168,3				80		R2"	TP	20,6	122 719 807	134 70 57

<< More products in this size on previous page

MOUNTING GREASE & DENSOTAPE

Product	RSK nr.	Order nr.
Grease, tube, 125 g		300 029 000
Grease, can, 1000 g		300 028 000
Densotape, B=100mm, L=10000mm		800 731 000



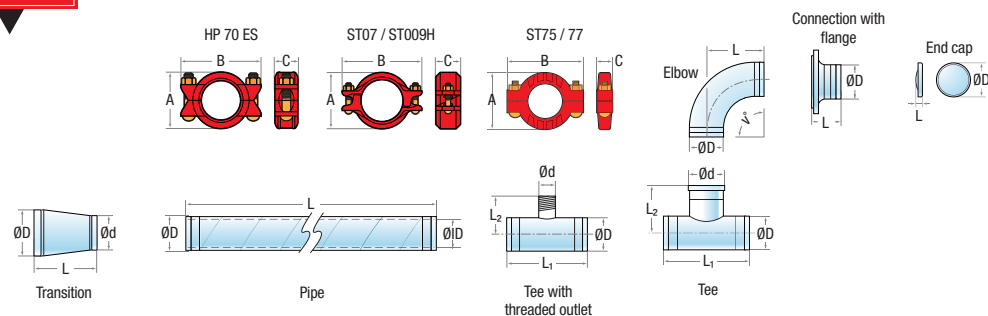
Size Ø 219 mm VICTAULIC

Product	ØD mm	Thickness mm	L mm	A mm	Pressure Bar*	Flange DN/DIN	Angle ° / Outlet	Material / Surface Treatment	Weight kg	Order nr.	RSK nr.
Pipe	219,1	3,0	6000		44			TP	98,0	100 885 805	
Pipe	219,1	3,6	200		80			TP	4,2	122 401 807	134 65 10
Pipe	219,1	3,6	500		80			TP	10,5	122 406 807	134 65 11
Pipe	219,1	3,6	600		80			TP	12,8	122 920 807	134 65 12
Pipe	219,1	3,6	600		80			TP	13,0	122 920 805	134 62 32
Pipe	219,1	3,6	1000		80			TP	21,0	122 403 805	134 62 33
Pipe	219,1	3,6	1000		80			TP	21,0	122 403 807	134 65 13
Pipe	219,1	3,6	3000		80			TP	70,0	122 404 805	134 62 34
Pipe	219,1	3,6	3000		80			TP	70,0	122 404 807	134 65 14
Pipe	219,1	3,6	6000		80			TP	116,0	122 407 805	
Coupling ST07 with gasket	219,1			268				Painted	6,8	120 949 800	134 61 68
Coupling ST75 with gasket	219,1			260	31			Painted	5,6	120 936 800	134 61 69
Coupling ST77 with gasket	219,1			298	80			Painted	9,1	120 804 800	134 61 70
Coupling HP-70ES with gasket	219,1			279				Painted	11,8	120 948 800	134 61 67
Rubber gasket	219,1							EPDM	0,3	120 807 801	134 61 79
Rubber gasket	219,1							EPDM	0,3	120 817 801	134 63 08
Rubber gasket	219,1							Nitrile	0,3	120 821 802	134 63 09
Elbow	219,1		65		80		7,5	TP	5,0	122 641 805	134 62 72
Elbow	219,1		51		80		11,25	TP	6,4	122 645 805	134 62 73
Elbow	219,1		197		80		22,5	TP	9,3	122 643 805	134 62 74
Elbow	219,1		108		80		45	TP	11,8	122 644 805	134 62 75
Elbow	219,1		197		80		90	TP	19,8	122 646 805	134 62 76
Elbow	219,1		196		80		7,5	TP	6,9	122 641 807	134 64 65
Elbow	219,1		297		80		30	TP	6,1	110 643 807	134 64 66
Elbow	219,1		375		80		45	TP	11,6	110 644 807	134 64 67
Elbow	219,1		233		80		90	TP	20,0	110 646 807	134 64 68
Tee	219,1				80		168,3	TP	19,2	122 731 805	134 62 98
Tee	219,1				80		219,1	TP	21,6	122 120 805	134 62 99
Tee	219,1				80		219,1	TP	12,0	122 120 807	134 65 78
Tee	219,1				80		88,9	TP	16,0	111 920 807	134 65 77
Tee	219,1				80		219,1	TP	14,0	112 120 807	134 65 79
Tee	219,1				80			TP	15,0	122 746 807	134 65 83
Connection with flange	219,1		133			200/2635		TP	21,0	111 792 805	134 70 13
Connection with flange	219,1		133			200/2635		TP	23,5	111 792 807	134 65 34

More products in this size on next page >>

MOUNTING GREASE & DENSOTAPE

Product	RSK nr.	Order nr.
Grease, tube, 125 g		300 029 000
Grease, can, 1000 g		300 028 000
Densotape, B=100mm, L=10000mm		800 731 000



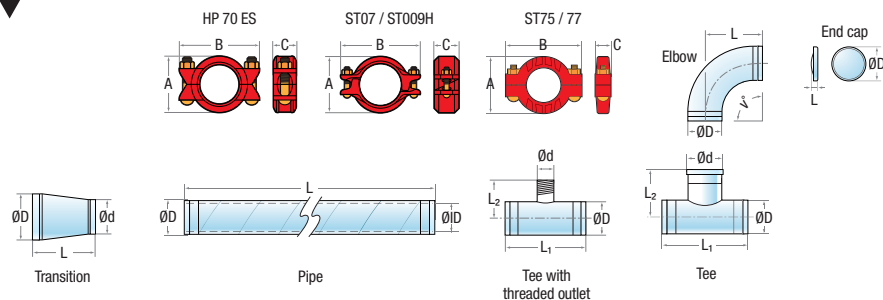
Size Ø 219 mm VICTAULIC

Product	ØD mm	Thickness mm	L mm	A mm	Pressure Bar*	Flange DN/DIN	Angle ° / Outlet	Material / Surface Treatment	Weight kg	Order nr.	RSK nr.
Transition	219,1		127		80		114,3	TP	4,8	122 890 805	134 63 18
Transition	219,1		242		80		139,7	TP	7,3	122 054 805	134 63 19
Transition	219,1		242		80		168,3	TP	7,6	122 877 805	134 63 20
Transition	219,1		242		80		114,3	TP	7,1	122 890 807	134 64 40
Transition	219,1		242		80		168,3	TP	7,6	122 877 807	134 64 41
End cap	219,1		30		80			TP	5,9	122 384 805	134 63 34
Tee with threaded outlet	219,1				80		R2"	TP	25,0	122 916 805	134 62 01
Tee with threaded outlet	219,1				80		R2"	TP	33,4	122 916 807	134 70 58

<< More products in this size on previous page

MOUNTING GREASE & DENSOTAPE

Product	RSK nr.	Order nr.
Grease, tube, 125 g		300 029 000
Grease, can, 1000 g		300 028 000
Densotape, B=100mm, L=10000mm		800 731 000

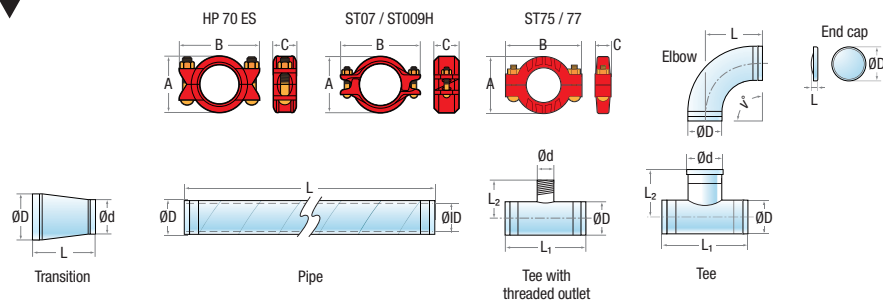


Size Ø 273 mm VICTAULIC

Product	ØD mm	Thickness mm	L mm	A mm	Pressure Bar*	Flange DN/DIN	Angle ° / Outlet	Material / Surface Treatment	Weight kg	Order nr.	RSK nr.
Pipe	273,0	3,0	3000		35			TP	64,0	100 329 805	134 62 59
Pipe	273,0	3,0	3000		35			TP	64,0	100 329 807	134 65 15
Pipe	273,0	3,0	6000		35			TP	129,0	1 139-05	
Pipe	273,0	3,6	500		65			TP	13,6	122 324 807	134 65 18
Pipe	273,0	3,6	600		65			TP	16,0	122 340 805	134 62 37
Pipe	273,0	3,6	600		65			TP	16,0	122 340 807	134 65 19
Pipe	273,0	3,6	1000		65			TP	25,0	122 325 805	134 62 38
Pipe	273,0	3,6	1000		65			TP	25,5	122 325 807	134 65 20
Pipe	273,0	3,6	3000		65			TP	73,0	122 327 805	134 62 39
Pipe	273,0	3,6	6000		65			TP	146,0	1 140-05	
Pipe	273,0	4,4	200		65			TP	7,3	122 339 807	134 65 17
Pipe	273,0	4,4	600		80			TP	20,0	122 343 805	134 62 41
Pipe	273,0	4,4	1000		80			TP	32,0	122 345 805	134 62 42
Pipe	273,0	4,4	3000		80			TP	96,0	122 346 805	134 62 43
Pipe	273,0	4,4	6000		80			TP	176,0	1 141-05	
Coupling ST07 with gasket	273,0			327				Painted	10,7	120 916 800	134 63 91
Coupling ST77 with gasket	273,0			343	80			Painted	12,8	120 825 800	134 61 71
Coupling HP-70ES with gasket	273,0			346				Painted	14,9	120 827 800	134 63 90
Rubber gasket	273,0							EPDM	0,4	120 799 801	134 61 80
Elbow	273,0		75		80		7,5	TP	11,0	122 669 805	134 62 77
Elbow	273,0		100		80		15	TP	11,0	122 670 805	134 62 78
Elbow	273,0		152		80		30	TP	14,0	122 671 805	134 62 79
Elbow	273,0		121		80		45	TP	15,1	122 672 805	134 62 80
Elbow	273,0		229		80		90	TP	27,0	122 674 805	134 62 81
Elbow	273,0		233		80		15	TP	11,0	122 670 807	134 64 70
Elbow	273,0		448		80		45	TP	18,0	110 672 807	134 64 71
Elbow	273,0		163		80		7,5	TP	7,0	110 669 807	134 64 69
Elbow	273,0		566		80		90	TP	30,0	110 674 807	134 64 72
Elbow	273,0		364		80		30	TP	14,0	122 671 807	134 64 73
Tee	273,0				80		273	TP	44,9	122 735 805	134 63 00
Tee	273,0				80		273	TP	44,9	111 735 807	134 65 80
Connection with flange	273,0		175			250/2636		TP	0,0	111 798 805	
Connection with flange	273,0		155			250/2635		TP	0,0	111 797 805	
Transition	273,0		152		80		219,1	TP	8,9	122 882 805	134 63 21
Transition	273,0		152		80		219,1	TP	12,0	122 882 807	134 64 42
End cap	273,0		32		80			TP	10,0	122 369 805	134 63 35
Tee with threaded outlet	273,0				80		R2"	TP	34,4	122 742 805	134 62 02
Tee with threaded outlet	273,0				80		R2"	TP	34,4	122 742 807	134 70 59

MOUNTING GREASE & DENSOTAPE

Product	RSK nr.	Order nr.
Grease, tube, 125 g		300 029 000
Grease, can, 1000 g		300 028 000
Densotape, B=100mm, L=10000mm		800 731 000

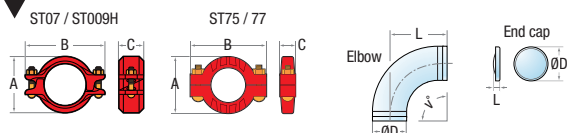


Size Ø 323 mm VICTAULIC

Product	ØD mm	Thickness mm	L mm	A mm	Pressure Bar*	Flange DN/DIN	Angle ° / Outlet	Material / Surface Treatment	Weight kg	Order nr.	RSK nr.
Pipe	323,0	3,0	600		30			TP	18,0	100 767 805	134 62 45
Pipe	323,0	3,0	600		30			TP	17,6	100 767 807	134 65 21
Pipe	323,0	3,0	3000		30			TP	77,0	100 765 805	134 62 46
Pipe	323,0	3,0	3000		30			TP	77,0	100 765 807	134 65 22
Pipe	323,0	3,0	5800		30			TP	147,0	100 766 807	134 65 23
Pipe	323,0	3,0	6000		30			TP	147,0	1 142-05	
Pipe	323,0	4,4	200		68			TP	9,7	122 857 807	134 65 24
Pipe	323,0	4,4	500		68			TP	20,3	122 860 807	134 65 25
Pipe	323,0	4,4	600		68			TP	24,0	122 862 805	134 62 48
Pipe	323,0	4,4	1000		68			TP	38,1	122 861 807	134 65 26
Pipe	323,0	4,4	3000		68			TP	109,0	122 863 805	134 62 49
Pipe	323,0	4,4	6000		68			TP	210,0	1 143-05	
Pipe	323,0	5,7	600		80			TP	29,0	122 960 805	134 62 51
Pipe	323,0	5,7	3000		80			TP	138,0	122 316 805	134 62 52
Pipe	323,0	5,7	6000		80			TP	266,0	1 144-05	
Coupling ST07 with gasket	323,0			377				Painted	12,8	120 917 800	134 61 73
Coupling ST77 with gasket	323,0			394	80			Painted	15,5	120 826 800	134 61 74
Coupling HP-70ES with gasket	323,0			397				Painted	20,9	120 918 800	134 61 72
Rubber gasket	323,0							EPDM	0,5	120 800 801	134 61 81
Elbow	323,0		80		80		7,5	TP	12,7	122 697 805	134 62 82
Elbow	323,0		110		80		15	TP	17,3	122 698 805	134 62 83
Elbow	323,0		121		80		30	TP	26,7	122 699 805	134 62 84
Elbow	323,0		507		80		90	TP	80,0	122 702 805	134 62 86
Tee	323,0				80		323	TP	60,3	122 905 805	134 63 01
Tee	323,0				80		273	TP	30,0	111 762 807	134 65 81
Tee	323,0				80		323	TP	39,0	111 905 807	134 65 82
Transition	323,0		178		80		273	TP	32,2	122 207 805	134 63 22
End cap	323,0		32		55			TP	16,3	122 370 805	134 63 36
Tee with threaded outlet	323,0				36		R2"	TP	44,8	122 497 805	134 62 03

MOUNTING GREASE & DENSOTAPE

Product	RSK nr.	Order nr.
Grease, tube, 125 g		300 029 000
Grease, can, 1000 g		300 028 000
Densotape, B=100mm, L=10000mm		800 731 000



Size Ø 406 mm VICTAULIC

Product	ØD mm	Thickness mm	L mm	A mm	Pressure Bar*	Flange DN/DIN	Angle ° / Outlet	Material / Surface Treatment	Weight kg	Order nr.	RSK nr.
Coupling ST07 with gasket	406,4			467				Painted	18,7	120 950 800	
Coupling ST77 with gasket	406,4			483	21			Painted	23,2	120 828 800	
Rubber gasket	406,4							EPDM	0,6	120 801 801	
Elbow	406,4		100		31		7,5	TP	15,3	110 753 805	134 62 87
Elbow	406,4		140		31		15	TP	20,8	110 754 805	134 62 88
Elbow	406,4		223		31		30	TP	31,0	110 755 805	134 62 89
Elbow	406,4		313		31		45	TP	41,2	110 756 805	134 62 90
Elbow	406,4		670		31		90	TP	71,9	110 758 805	134 62 91
End cap	406,4		40		25			TP	40,0	122 371 805	134 63 37

Size Ø 508 mm VICTAULIC

Product	ØD mm	Thickness mm	L mm	A mm	Pressure Bar*	Flange DN/DIN	Angle ° / Outlet	Material / Surface Treatment	Weight kg	Order nr.	RSK nr.
Coupling ST07 with gasket	508,0			582				Painted	30,5	120 952 800	
Coupling ST77 with gasket	508,0			597	21			Painted	41,4	120 951 800	
Rubber gasket	508,0							EPDM	0,9	120 802 801	
Elbow	508,0		110		25		7,5	TP	22,2	110 850 805	134 64 01
Elbow	508,0		160		25		15	TP	30,1	110 851 805	134 64 02
Elbow	508,0		264		25		30	TP	45,9	110 852 805	134 64 03
Elbow	508,0		376		25		45	TP	63,0	110 853 805	134 64 04
Elbow	508,0		822		25		90	TP	110,0	110 854 805	134 64 05
End cap	508,0		40		25			TP	64,0	122 372 805	134 63 38

MOUNTING GREASE & DENSOTAPE

Product	RSK nr.	Order nr.
Grease, tube, 125 g		300 029 000
Grease, can, 1000 g		300 028 000
Densotape, B=100mm, L=10000mm		800 731 000

MOUNTING GREASE & DENSOTAPE

Product		RSK nr.	Order nr.
Grease, tube, 125 g			300 029 000
Grease, can, 1000 g			300 028 000
Densotape, B=100mm, L=10000mm			800 731 000



Some important references from Fire Protection:

Felbertauerntunnel (AT), Stockholm Metro (SE), Olkiluoto OL3 (FI), Hutton Oil Platform Removal Project (UK)



Some important references from Industry:

Stora Enso Gruvöns Bruk - Sewage Water (SE), Fortum Högdalenverket - Waste Water (SE), Sydvatten - Water Supply (SE), Norwegian Pavilion World Expo 2010 Shanghai - Drainage System (CN), Condriil Libya - Casing Rörs (LY), Lidingö - Potable Water (SE), Jönköping - District Cooling (SE), Ånge Energi - Sewage Water (SE)



Some important references from Mining & Tunneling:

ABB Mining (MN), Aljustrel (PT), Bell Common Tunnel (UK), Boliden Garpenberg Mine (SE), Boliden Kristineberg Mine (SE), Boliden Renström Mine (SE), Bulghah Gold Mine (SA), Dannemora Mineral (SE), Deutsche Steinkohle AG (DE), Ellhnikos Xrysos (GR), Ethiopian Mineral Development (ET), Hallandsas Project (SE), Heathrow Terminal 5 Tunnel (UK), Hitura Mine (FI), Honour Oak Tunnel (UK), Lissabon Metro (PT), Lørentunnelen (NO), Malmö Citytunnel (SE), Midroc Gold Mine (ET), Nordkalk Oy (FI), Northern Iron Sydvaranger Iron Project (NO), Philex (PH), South Crofty Mine (UK), Zinkgruvan (SE)



Some important references from Snowmaking:

Trysil (NO), Åre (SE), Zermatt (CH), Boi Tauli (ES), Arinsal (AD), Madonna di Campiglio (IT), Obersdorf (AT), Levi (FI), Idre (SE), Otepää (EE), Sheregesh (RU), Cortina (IT), Verbier (CH), Vasaloppet (SE), Hafjell/Lillehammer (NO), Jaworzuna Krynicka (PL), Ski Mont Saint-Bruno (CA), Brasov (RO)



Some important reference from Miscellaneous:

Böhler - Powder Capsules (AT), ErasT-rörl - Powder Capsules (SE)